



# KICKER®

★ SINCE 1973

1987 Competition Series

2023 Comp Gold

A close-up, top-down view of a black Kicker speaker driver. The driver has a textured outer ring and a central cone. The word "KICKER" is printed in yellow on the central cone.

KICKER



Scan to view our full product line.

TO OUR VALUED CUSTOMERS,

Many of you have been KICKER customers for years, some close to 40 years. 2023 is our 50th year in business and looking back I'd have never thought that we'd reach this point. In fact, sometimes it seems surreal. One of the most fun parts of being in this business so long is to have someone see you wearing a KICKER shirt and say, "I had two Comp 12s in my car back in high school and I loved them!" And the guy talking is 50 years old! This actually happens quite a bit. Designing awesome-sounding products and seeing people enjoy them is one of my greatest rewards.

Over the years we have amassed an amazing team of over two hundred people that are passionate about sound, innovation, and serving our customers with excellence. Come and visit our headquarters in Stillwater and you will find the "secret sauce" that has allowed us to grow and flourish all these years – it's the people! As you read through this catalog, I hope you will be inspired to make your dreams come true with some amazing KICKER products. We put everything we've got into each and every one. Enjoy!

Steve Irby  
President/Founder

ON THE COVER: We feature a mashup of the brand new Competition Gold subwoofer (right), along with its predecessor, a 1987 Competition subwoofer (left).

# KICKER® CONTENTS

## SUBWOOFERS 8

- + COMPETITION GOLD SUBS
- + SOLOX L7X SQUARE SUBS
- + L7S SQUARE SUBS
- + L7S ENCLOSURES
- + L7R SQUARE SUBS
- + QL7R12 QUAD BOX
- + L7R ENCLOSURES
- + L7T THIN SQUARE SUBS
- + L7T THIN ENCLOSURES
- + HIDEAWAY COMPACT
- + COMPQ SUBS
- + COMPVX SUBS
- + COMPR SUBS
- + TB-SERIES SUB SYSTEMS
- + COMPR ENCLOSURES
- + COMPRT THIN SUBS
- + PTRTP POWERED DOWN-FIRING THIN ENCLOSURES
- + TRTP DOWN-FIRING THIN ENCLOSURES
- + COMPRT THIN ENCLOSURES
- + REFLEX PASSIVE
- + COMPVR SUBS
- + COMPVR ENCLOSURES
- + COMPVT THIN SUBS
- + COMPVT DOWN-FIRING THIN ENCLOSURES
- + COMPC SUBS
- + COMPC ENCLOSURES
- + COMP SUBS
- + COMP ENCLOSURES
- + ALL DOWN-FIRING ENCLOSURES

## GRILLES & SPEAKER RINGS 76

- + LED SQUARE GRILLES
- + STAR SQUARE GRILLES
- + STAR ROUND GRILLES
- + COMPR ROUND GRILLES
- + KLSR LED SPEAKER RINGS

## SPEAKERS 78

- + ST-SERIES P.A. MIDRANGES
- + ST-SERIES BULLET TWEETERS
- + QS-SERIES COMPONENTS

## SPEAKERS CONT'D

- + KSS269 COMPONENTS
- + KS-SERIES COMPONENTS
- + CS-SERIES COMPONENTS
- + QS SERIES COAXIALS
- + KS-SERIES COAXIALS & 3-WAY
- + CS-SERIES COAXIALS & 3-WAY
- + DS-SERIES COAXIALS & 3-WAY
- + KSMT DUAL-POD
- + KS-SERIES TWEETERS
- + CS-SERIES TWEETERS

## AMPLIFIERS 108

- + KEY TECHNOLOGY
- + KEY200.4 SMART 4-CH. AMPLIFIER
- + KEY500.1 SMART MONO AMPLIFIER
- + KEYLOC SMART LINE-OUT CONVERTER
- + CX-SERIES AMPLIFIERS

## ACCESSORIES 126

- + POWER KITS
- + INTERCONNECTS
- + WIRE
- + BRASS
- + FUSES

## INTEGRATE 132

- + KISLOAD2/KISLOAD4 INTERFACES
- + KISLOC2/KISLOC LINE-OUT CONVERTERS

## MARINE 134

- + KMTC/KMFC HLCD TOWERS
- + KMTC/KMFC COAXIAL TOWERS
- + KMLC LED REMOTE
- + KMT67 LONG-THROW TOWER
- + KMS67 HLCD COMPONENTS
- + KM EMPTY TOWER ENCLOSURES
- + KMXL HLCD SPEAKERS
- + KM SPEAKERS/KLSR LED RINGS
- + L7S SUBS/L7S LED GRILLES
- + KM SUBS/LED GRILLES/LED RINGS

## MARINE CONT'D

- + KXMA AMPLIFIERS
- + KMA AMPLIFIERS
- + MEDIA CENTERS/REMOTES
- + ZONE VOLUME CONTROLLER
- + WIRE AND ACCESSORIES

## POWERSPORTS & MOTORCYCLE 176

- + POWERCANS (BTCAN65)
- + POWERBARS (KPB)
- + KMTC/KMFC HLCD TOWERS
- + KMTC/KMFC COAXIAL TOWERS
- + KMLC LED REMOTE
- + KMT67 LONG-THROW TOWER
- + KMS67 HLCD COMPONENTS
- + KM EMPTY TOWER ENCLOSURES
- + KMXL HLCD SPEAKERS
- + KM SPEAKERS/KLSR LED RINGS
- + PS-SERIES MOTORCYCLE SPEAKERS
- + PSM MINI SPEAKERS
- + L7T SUBS
- + COMPRT SUBS
- + COMPVT SUBS
- + KM SUBS/LED GRILLES/LED RINGS
- + TB-SERIES SUB SYSTEMS
- + PX-SERIES WATERPROOF AMPLIFIERS
- + KXMA AMPLIFIERS
- + KMA AMPLIFIERS
- + MEDIA CENTERS/REMOTES
- + HDBL MOTO BAG LIDS AND AUDIO
- + MOTO SPEAKER GRILLES
- + SUB GRILLES AND LED SPEAKER RINGS

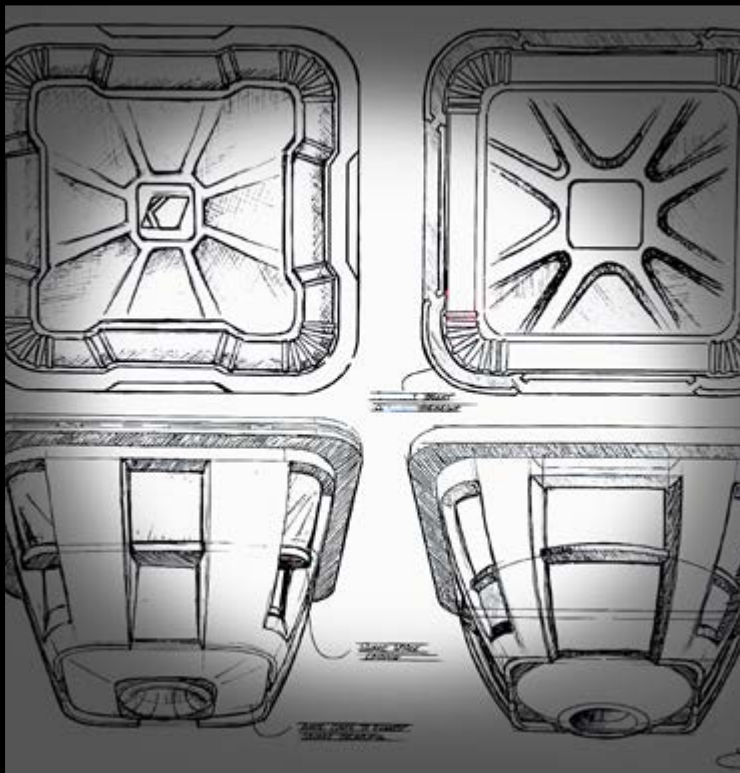
## LIFESTYLE 236

- + KB6 OUTDOOR/INDOOR SPEAKERS
- + BULLFROG OUTDOOR SOCIAL SPEAKER
- + TABOR 2 BLUETOOTH OVER-EAR HEADPHONES
- + EB400 BLUETOOTH IN-EAR BUDS
- + EB200 BLUETOOTH IN-EAR BUDS
- + EB54 IN-EAR BUDS
- + EB74 IN-EAR BUDS
- + EB94 MICROFIT IN-EAR BUDS



# **KICKER**® TECH

FROM THE BEGINNING, KICKER HAS BEEN BASED UPON INNOVATION, FROM THE WORLD'S FIRST FULL-RANGE SPEAKER ENCLOSURE TO THE MOST MODERN AMPLIFIERS, SUBWOOFERS AND SPEAKERS ON THE MARKET.


# IMAGINATION



# INNOVATION



# DESIGNED & ENGINEERED



**KICKER PRODUCTS ARE DESIGNED, CREATED, ENGINEERED, TESTED AND VERIFIED FROM THE COMPANY'S STILLWATER, OKLAHOMA HEADQUARTERS.**

**MORE THAN 30 ACOUSTIC, MECHANICAL, ELECTRICAL AND QUALITY-CONTROL ENGINEERS IN SIX INDEPENDENT LABS WORK TIRELESSLY IN A 12,000 SQUARE-FOOT FACILITY. USING LAB-GRADE TOOLS FROM KLIPPEL™, AUDIO PRECISION® AND OTHERS, WE BRING YOU PRODUCTS THAT LIVE UP TO OUR RIGOROUS STANDARDS OF QUALITY AND RELIABILITY. ONLY THEN DO WE SAY THEY ARE WORTHY OF YOUR EARS – AND OF THE KICKER NAME.**

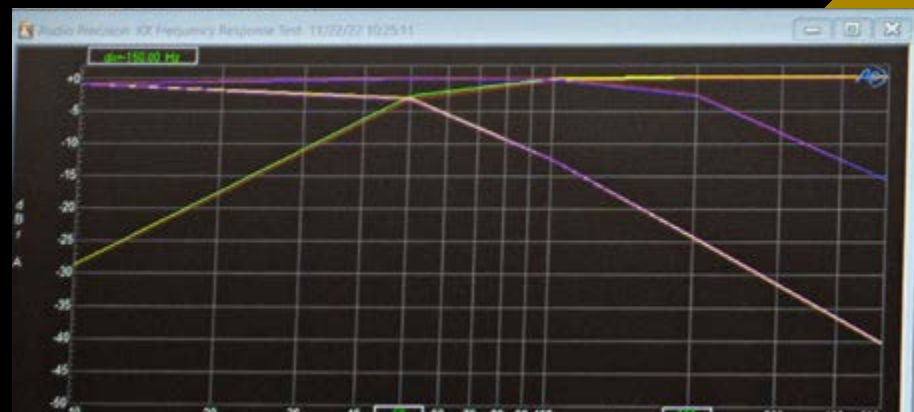


**KICKER®**

**TECH**



**UNMATCHED PRECISION**



**TESTED FOR QUALITY**



**TIMING FORCED OUR HAND, AND WE TOOK IT FROM THERE. UNMASKED LIVE! AND ITS BI-WEEKLY ADAPTATION HAS BECOME MUST-WATCH VIDEO STREAMING TWICE A MONTH FOR CAR-AUDIO ENTHUSIASTS, BROUGHT ON BY THE ORIGINAL EVENT THAT OCCURRED IN 2020. TWO YEARS IN (AND COUNTING), EVERY OTHER TUESDAY EVENING FANATICS CAN LEARN ABOUT MOBILE AUDIO AND THE LATEST KICKER PRODUCTS AND INNOVATIONS.**








# ***SUBWOOFERS***





**KICKER'S "LIVIN' LOUD" ATTITUDE LIVES IN EVERY SUBWOOFER WE MAKE. WITH OPTIONS RANGING FROM "FILL THE ACOUSTIC GAP" TO "THE NEIGHBORS ARE CALLING AGAIN" - WE DELIVER THE BASS YOU NEED, WITH THE SONIC ACCURACY YOU CRAVE.**



# COMP GOLD COMPETITION SUBWOOFERS

KICKER celebrates 50 years of iconic sound by re-introducing the new upgraded KICKER Gold Series "Separates."

The Gold Series delivers incredible musicality, utilizing a large-diameter, progressive-roll spider for increased linearity and Spiralead™ tinsel leads woven through the spider for maximum reliability and signal transfer. High-temp coil wire winding around the UniPlate pole piece and engineered backplate vents contribute to the woofer's efficient cooling attributes and durability.

KICKER's double black stitching creates an outstanding bond between the Santoprene® surround and dimpled polypropylene cone. The iconic KICKER Gold dust cap is integrated into the structure of the cone for incredibly stability under the stress of high-power music.

The specially designed UniPlate back plate and solid pole piece serve as a single heat-absorbing unit to provide excellent thermal management. To make our subs even more reliable, KICKER engineers added Forced-Air Cooling™ to help our subs run over 20 percent cooler than before.

Relive history - then make some of your own!

## POWER POINTS

- Commemorative 50th anniversary edition
- High-excursion design for high-output bass
- Forced-Air Cooling™ for outstanding durability

speaker size: in, cm . power handling: watts RMS . impedance: Ohms . Power handling assumes typical music program with minimal clipping; varies with enclosure size. See your KICKER dealer for complete details. Based on measurements of 4Ω models.

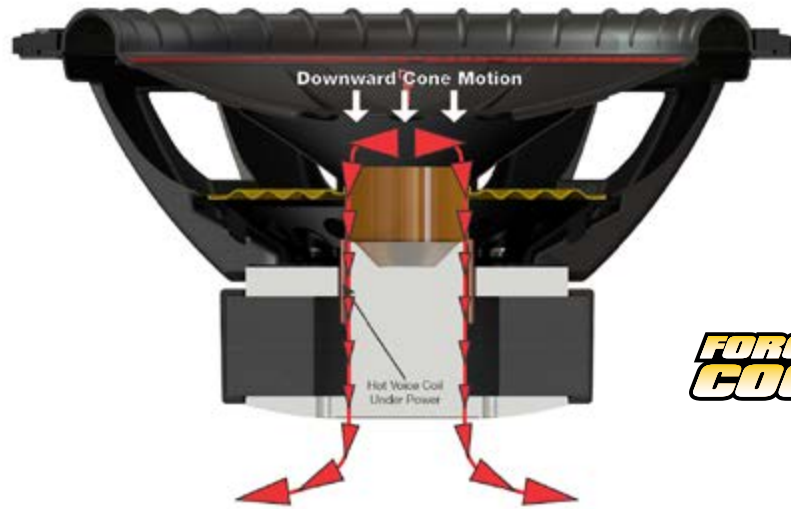
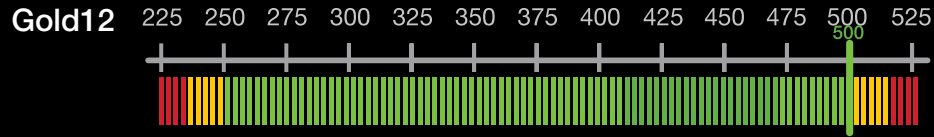
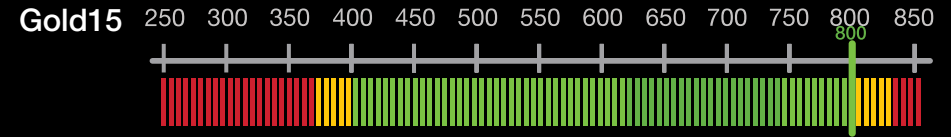
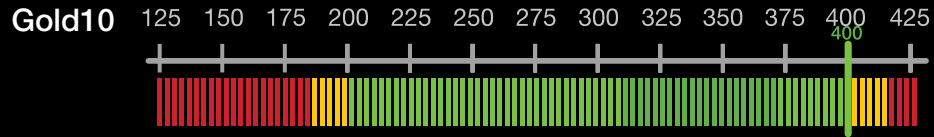
GOLD15: SIZE: 15, 38 POWER: 800 IMPEDANCE: 4 DVC  
GOLD12: SIZE: 12, 30 POWER: 500 IMPEDANCE: 4 DVC  
GOLD10: SIZE: 10, 25 POWER: 400 IMPEDANCE: 4 DVC



GOLD15

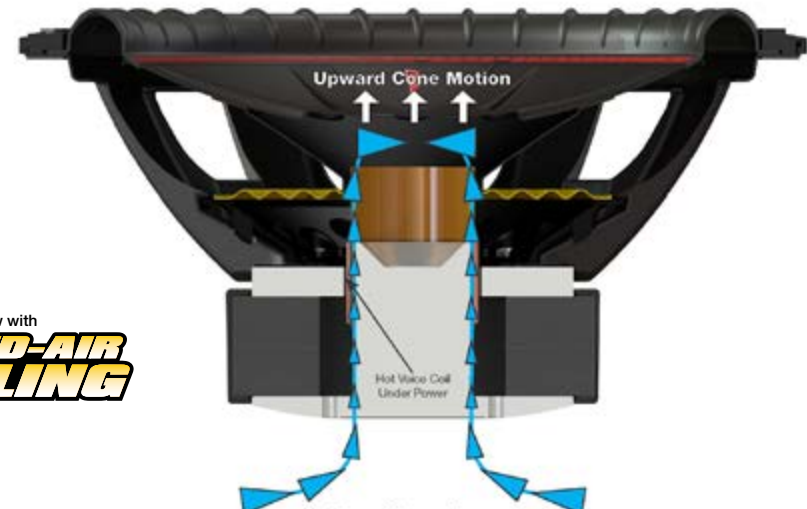


GOLD12



As Cone Moves Downward,  
Hot Air from Voice Coil is Forced out of the Woofer.

Now with  
**FORCED-AIR  
COOLING**



As Cone Moves Upward,  
Cool Outside Air is Drawn into Woofer Cooling Voice Coil .





# SOLO X ORIGINS

There's a reason we compete. The ceaseless drive to learn, improve and ultimately – to win – is indelibly woven into KICKER's DNA.

KICKER rode the wave of car-audio fandom. We watched the KICKER Competition Group collect a seemingly endless streak of awards, earning trophy after trophy - championship after championship. Those were heady days... and the ride wasn't nearly over.

After making a limited-run version of the Solo-Baric® L7® square subwoofer for the Gates Bronco, a groundbreaking idea began to form – we can create something bigger. Something better, for competitors and daily-driver bassheads alike.



# THE SOLOX WAS BORN.



WINNING DNA






## FAST FORWARD TO 2013.

As social media became increasingly popular, we learned that the basshead community was not only alive, but as passionate as ever. We experimented with ideas, threw them away and made something better. We scoured social-media discussion groups, looking for every burp, demo and hair trick we could find. We asked elite competitors their opinions, and then, during our first live virtual event, we unveiled it online to a record-breaking number of viewers.

**WE INVITE YOU TO EXPERIENCE THE LEGEND FOR YOURSELF, FOR ONE REASON – WE MADE IT BETTER.**



# SOLO X® L7X™ FERRITE COMPETITION SUBWOOFERS

The legend returns! KICKER's Solo-Baric® L7X™ brings new technology and unprecedented performance to bassheads everywhere. Offering next-level thermal management and tremendous power handling capabilities, the L7X features a massive ferrite motor, surrounding a hyper-extended pole piece for even better heat dissipation and a larger, more linear magnetic field.

The large Santoprene surround features KICKER's patented ribbed corners, facilitating a stable base for KICKER's signature square double-pressed pulp cone to travel at extremely high excursion. With 20 percent more cone area, the square L7X 12-inch comes close to the cone area of a 14-inch round speaker.

KICKER's continuous Forced-Air Cooling system increases the reliability of the SoloX by fighting one of the most common reasons for subwoofer failure – heat. As the cone moves forward, air is pulled into the gap and over the voice coil via specially made ports under the magnet, bathing the coil in fresh air. As the subwoofer moves downward, the air under the dust cap is propelled back over the copper-clad aluminum voice coil and pole piece, pushing hot air out through the ports. The cycle of hot-air-out-cool-air-in is repeated thousands of times per minute as the subwoofer plays.

The SoloX also features four unique terminals per DVC subwoofer. A single, spring-loaded 8 AWG terminal sits beneath dual 8 AWG terminal blocks, affixed with set screws. A superior option to direct lead connections, the voice coil receives increased voltage flow, thanks to full contact with the surface area of the terminal. The ergonomic “tri-wire” terminal also makes complicated series or parallel wiring more easily accomplished, eliminating the need to force multiple wires into a single terminal.



## POWER POINTS

- Extreme, continuous power handling
- Innovative Forced-Air Cooling™ for playing louder longer
- Field-replaceable cone assembly (sold separately)

speaker size: in., cm . power handling: watts RMS . impedance: Ohms . Power handling assumes typical music program with minimal clipping; varies with enclosure size. See your KICKER dealer for complete details. Based on measurements of 4Ω models.

L7X15: SIZE: 15, 38	POWER: 2000	IMPEDANCE: 1 or 2 DVC
L7X12: SIZE: 12, 30	POWER: 2000	IMPEDANCE: 1 or 2 DVC
L7X10: SIZE: 10, 25	POWER: 2000	IMPEDANCE: 1 or 2 DVC

*“The concept of the new SoloX is to take it to the next level,” says Steve Irby, KICKER’s founder. “It is designed with very tight tolerances. It has more power, more stroke, more xmax and still has a field-replaceable cone. This new design allows the SoloX to be extremely loud, but also be extremely musical.”*

- KICKER President Steve Irby

**SHIPPING THIS YEAR!**



L7X12

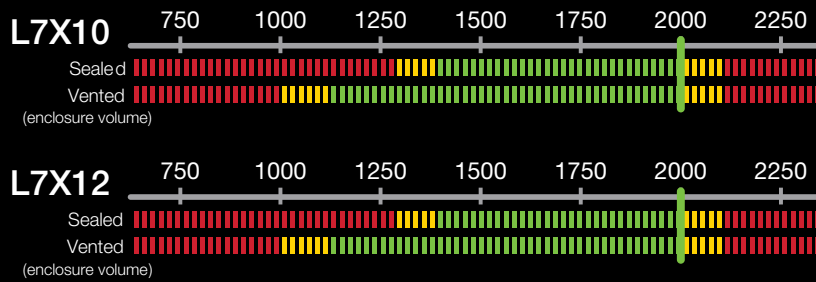


L7X12



Now with  
**FORCED-AIR COOLING**





# NEVER STOP THE MUSIC

## L7XRK RECONE KIT

Using a unique surround compression system and bolt-on spider landing, the L7X recone kit gets you from blown to bumpin' in minutes!

What normally takes hours (or longer) for a professional to achieve can be done anywhere - by anyone - with the innovative design of KICKER's glueless, high-speed recone kit.

### POWER POINTS

- Pre-Assembled Cone, Spider Pack & Voice Coil
- No Gluing Necessary
- Alignment Shims Included
- 1 Or 2 Ohm DVC Kits Available



# L7S™ SOLO-BARIC PREMIUM SUBWOOFERS

The L7S™ is a cutting-edge, square-sub design from the award-winning Solo-Baric® line that is the most recognizable in the industry. The unique design ultimately means more cone area, more air displacement and more raw bass than a conventional round subwoofer.

The L7S handles huge power and provides extreme output. The dual-voice-coil terminals are satin nickel-plated and spring-loaded for an attractive, reliable connection to larger gauge wire. The heavy-duty ribbon tinsel leads take your amplifier's power through a semi-progressive spider to voice coils equipped with high-temp copper windings, engineered to handle intense heat easily while delivering extraordinary power levels. To dissipate any excess heat, KICKER's UniPlate™ back plate and pole piece represent a single, solid unit, allowing heat to move away from the motor. Venting below the spider allows air to move and heat to escape. KICKER engineers also utilized Forced-Air Cooling to help L7S run significantly cooler and last longer. The die-cast aluminum basket protects the efficient motor structure.

You want grace under pressure. With patented corner-ribs to minimize distortion and a blue-stitched Santoprene® surround helping to hold the massive cone structure in place, the L7S provides durability at high excursion without compromising sound quality.

In addition to the stable structure, the L7S revolves around KICKER's most advanced cone design, the injection-molded SoloKon™, which adds targeted strength for reliable performance and accurate response. The 360-degree, constant-contact back bracing adheres directly to every contour of the SoloKon square cone, maximizing the mechanical coupling of the motor while making the woofer as strong and responsive as possible.

## POWER POINTS

- Patented square-cone technology for more bass than same-sized round sub
- Outstanding sound quality and high power handling
- Ultra-rigid, one-piece SoloKon™ with vented, 360-degree back bracing
- Blue signature stitching joins cone and surround for extreme durability

speaker size: in, cm . power handling: watts RMS . impedance: Ohms . Power handling assumes typical music program with minimal clipping; varies with enclosure size. See your KICKER dealer for complete details. Based on measurements of 2Ω models.

L7S15:	SIZE: 15, 38	POWER: 1000	IMPEDANCE: 2 or 4 DVC
L7S12:	SIZE: 12, 30	POWER: 750	IMPEDANCE: 2 or 4 DVC
L7S10:	SIZE: 10, 25	POWER: 600	IMPEDANCE: 2 or 4 DVC
L7S8:	SIZE: 8, 20	POWER: 450	IMPEDANCE: 2 or 4 DVC

*"We've got the accuracy, but we also have the intensity. When we listen (during testing), we listen to it loud. We make sure of it."*

- KICKER President Steve Irby

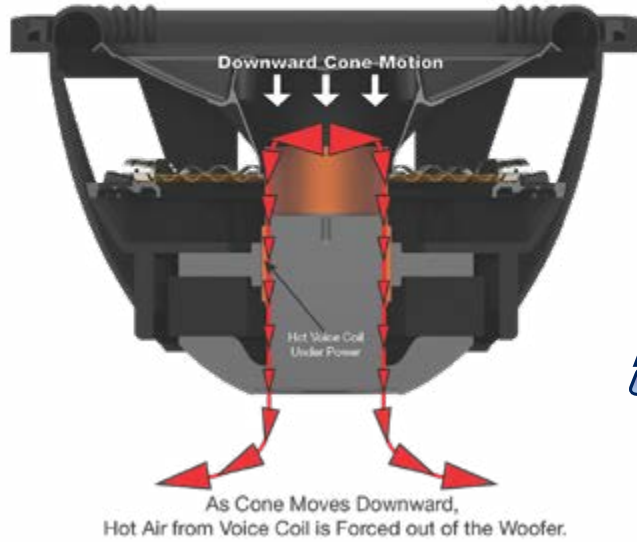
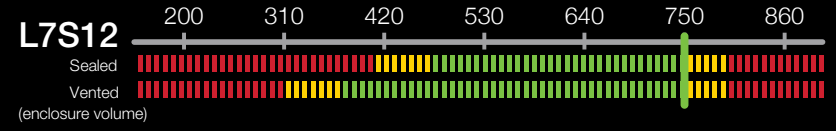
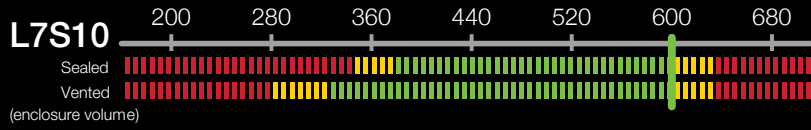
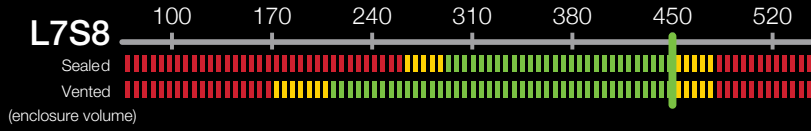


L7S15

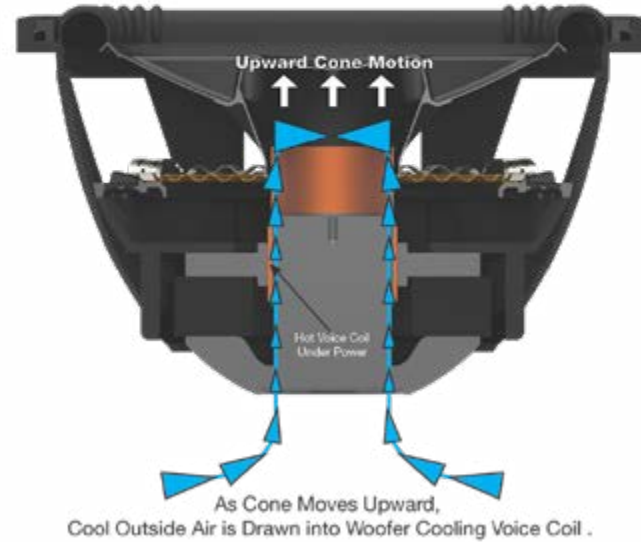


L7S12

**KICKER** POWER METER



Now with  
**FORCED-AIR COOLING**



# L7S™ SOLO-BARIC® PREMIUM SUBWOOFERS



**PAIR THE L7S PREMIUM  
SUBWOOFERS WITH  
QS-SERIES SPEAKERS FOR A  
POWERFUL SYSTEM**



## L7S SUBWOOFER LED GRILLES

Big bass needs big protection. That's why you can get woofer-shielding square grilles made for L7S Subwoofers in white or charcoal! Each grille comes with color-changing LEDs.

Multi-Color LED Lighting



CHARCOAL



WHITE

\*Only Available for 10" and 12" Subwoofers

# L7S™ SOLO-BARIC® LOADED ENCLOSURES

L7S™ Loaded Enclosures are a simple, powerful way to achieve award-winning bass in your vehicle. Three models – dual, single standard and single thin-profile cabinets are custom matched to the legendary L7S square subwoofers, and vented for maximum bass.

Inside every enclosure is our patented L7S square sub. With an average of 20 percent more cone area than a similarly sized circular sub, the L7S moves more air to create more bass with every note it plays.

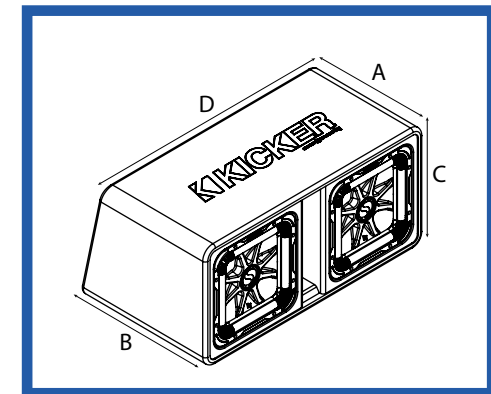
The thick MDF enclosures are designed with drastically rounded corners and heavy internal bracing for unmatched strength. The enclosure is then covered in plush black carpeting with custom embroidery for that unique KICKER look.

## POWER POINTS

- Award-winning, deep bass with staggering power handling
- Patented square-cone technology for more bass than same-sized round sub
- Dual, single, and thin-profile, all vented and 2 Ohm

speaker size: in, cm . power handling: watts RMS . impedance: Ohms . Power handling assumes typical music program with minimal clipping; varies with enclosure size. See your KICKER dealer for complete details. Based on measurements of 2Ω models.

<b>DL7S12:</b> SIZE: 12, 30	POWER: 1500	TYPE: DUAL			
DIM A: 12-7/8, 32.7	DIM B: 19-1/4, 49	DIM C: 15 7/8, 40.2	DIM D: 33-3/4, 85.7	IMPEDANCE: 2	
<b>VL7S12:</b> SIZE: 12, 30	POWER: 750	TYPE: SINGLE			
DIM A: 10-1/2, 26.7	DIM B: 16-7/8, 43	DIM C: 15-7/8, 40.2	DIM D: 20-1/2, 52	IMPEDANCE: 2	
<b>TL7S10:</b> SIZE: 10, 25	POWER: 600	TYPE: THIN			
DIM A: 7-3/8, 19	DIM B: 11, 28	DIM C: 15, 38.1	DIM D: 21-1/2, 54.6	IMPEDANCE: 2	



VL7S12



TL7S10



DL7S12

Now with  
**FORCED-AIR  
COOLING**

# L7R™ SOLO-BARIC® SQUARE SUBWOOFERS

Get up to 20% more cone area than a similarly sized round sub with the L7R. The signature red stitching binds the ribbed Santoprene surround to the injection-molded SoloKon™ cone for added strength, while 360-degree back bracing keeps the entire cone strong and stable for smooth, distortion-free bass.

The L7R's powerful motor delivers big bass, while utilizing next-level thermal management for optimal performance. The UniPlate™ solid pole piece and backplate construction ensure the sub stays cool, even under extreme power loads. The T-shaped top plate dissipates heat while allowing for additional excursion and smoother top-end acoustic performance. Forced-Air Cooling is also used to help L7R run cooler and last longer. Dual voice coils come standard on all models to get the most out of any amplifier.

## POWER POINTS

- Patented square-cone technology for more bass than same-sized round sub
- Next-level thermal management and Forced-Air Cooling ensure the sub remains cool
- Red signature stitching binds ribbed Santoprene® surround to cone for durability

speaker size: in, cm . power handling: watts/RMS . impedance: Ohms . Power handling assumes typical music program with minimal clipping; varies with enclosure size. See your KICKER dealer for complete details. Based on measurements of 2Ω models.

L7R15:	SIZE: 15, 38	POWER: 900	IMPEDANCE: 2 or 4 DVC
L7R12:	SIZE: 12, 30	POWER: 600	IMPEDANCE: 2 or 4 DVC
L7R10:	SIZE: 10, 25	POWER: 500	IMPEDANCE: 2 or 4 DVC



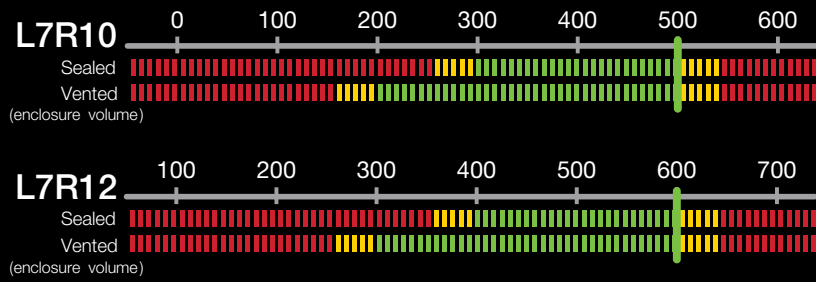
L7R12



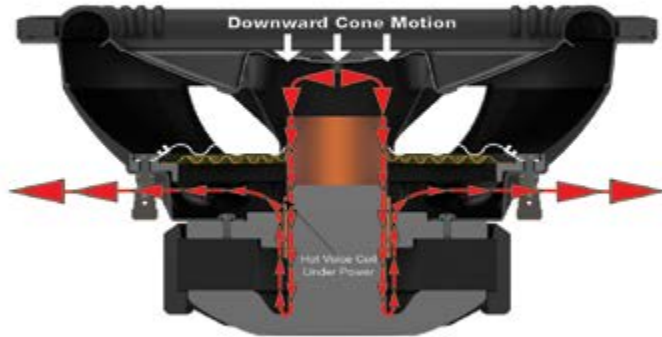
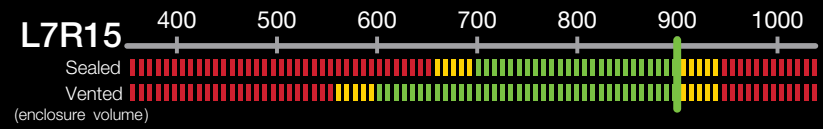
L7R12



**KICKER** POWER METER

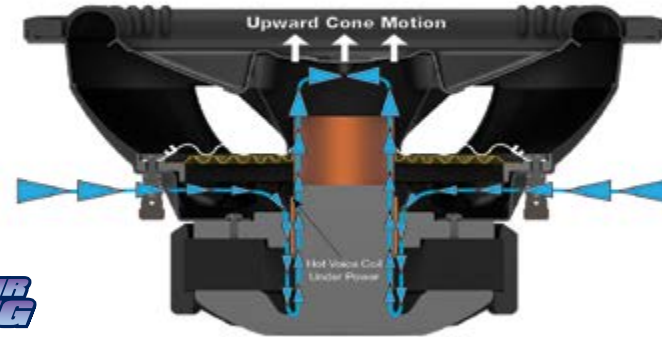


RECOMMENDED AMP RMS POWER



As Cone Moves Downward,  
Hot Air from Voice Coil is Forced out of the Woofer.

Now with  
**FORCED-AIR  
COOLING**



As Cone Moves Upward,  
Cool Outside Air is Drawn into Woofer Cooling Voice Coil.



# QL7R12™ L7R-LOADED QUAD BOX

With 2,400 screaming watts of RMS power handling, this computer-designed QL7R12 basshead subwoofer system makes rattling your ride easier than ever! Four KICKER L7R™ 12-inch subs come pre-loaded in this enclosure. The port uses a rounded cut to perfection and tuned to 31Hz for some serious bump – without the expense of a custom enclosure.

Thick internal bracing keeps the enclosure stable, even under extreme SPL levels. Covered in durable black carpet and custom embroidered with the KICKER logo, the QL7R12 is pre-wired to a pair of two-Ohm terminals. All you need is an amp!



## POWER POINTS

- The power and look of a custom box for ultimate SPL
- Tough, clean look built to deliver ultra-deep bass
- Birch plywood construction for high strength and reduced weight

speaker size: in, cm . power handling: watts RMS . impedance: Ohms . Power handling assumes typical music program with minimal clipping; varies with enclosure size. See your KICKER dealer for complete details. Based on measurements of 2Ω models.

**QL7R12: SIZE: 12, 30 POWER: 2400 IMPEDANCE: 2 PER TERMINAL**

## ROUNDED-CUT PORT WITH THICK INTERNAL BRACING



Now with  
**FORCED-AIR  
COOLING**





**BIG**

**PERSONALITY**

**BIG**

**B A S S**

**2400  
WATTS**

Shawn Ellington (Murder Nova), 187 Customs, Mustang, Okla.

# L7R™ SOLO-BARIC LOADED ENCLOSURES

Solo-Baric L7R™ Loaded Enclosures are the perfect plug-and-play solution for your truck, SUV or sedan. Choose the thunderous 1,200-watt, dual 12-inch sub enclosure or one of three versatile single-sub models, all loaded with genuine L7R Square Subwoofers.

KICKER's square-sub technology gives you up to 20 percent more cone area than a same-sized round driver. Combined with KICKER's patented ribbed corners, UniPlate™ solid pole piece and backplate and injection-molded SoloKon™ cone, you move more air and get more distortion-free bass – with the most innovative sub in the industry.

The Solo-Baric DL7R12 dual 12-inch subwoofer enclosure delivers thunderous square-sub power with patented KICKER innovation, engineered in our Stillwater, Oklahoma headquarters. The single-sub VL7R10 and VL7R12 feature a trapezoidal profile, made to fit snugly against the back seats in your trunk. Truck owners will especially love the fit of the flat-backed TL7R10. You get more bass with zero wasted space. The L7R ports are designed to deliver smooth, powerful low bass at any volume.

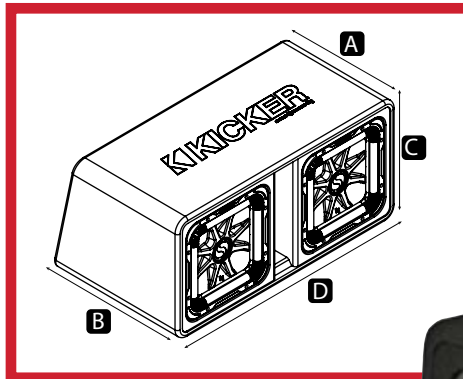
All L7R enclosures are engineered with extensive internal bracing, thick MDF construction and rounded corners. The KICKER logo is custom embroidered on thick black carpet for protection that lasts. Serious bass never looked – or sounded – this good!

## POWER POINTS

- Patented square-cone technology for more bass than same-sized round sub
- Next-level thermal management ensures the subwoofer remains cool
- Red signature stitching binds ribbed Santoprene® surround to cone for durability

speaker size: in, cm . power handling: watts RMS . impedance: Ohms . Power handling assumes typical music program with minimal clipping; varies with enclosure size. See your KICKER dealer for complete details.

<b>DL7R12:</b> SIZE: 12, 30	TYPE: DUAL	POWER: 1200	DIM A: 15-1/4, 38.7	DIM B: 20-3/8, 51.8
DIM C: 15-7/8, 40.2		DIM D: 33-3/4, 85.7	IMPEDANCE: 2	
<b>TL7R10:</b> SIZE: 10, 25	TYPE: THIN	POWER: 500	DIM A: 6-1/2, 16.4	DIM B: 10, 25.4
DIM C: 15, 38.1		DIM D: 21-1/2, 54.6	IMPEDANCE: 2	
<b>VL7R12:</b> SIZE: 12, 30	TYPE: SINGLE	POWER: 600	DIM A: 8-1/2, 21.7	DIM B: 14-7/8, 37.8
DIM C: 15, 38.1		DIM D: 27, 71.7	IMPEDANCE: 2	
<b>VL7R10:</b> SIZE: 10, 25	TYPE: SINGLE	POWER: 500	DIM A: 8-1/4, 21	DIM B: 13-7/8, 35.1
DIM C: 13, 33		DIM D: 24, 61	IMPEDANCE: 2	



DL7R12



Now with  
**FORCED-AIR  
COOLING**

**MASSIVE  
1200  
WATTS  
RMS**

- + GENUINE SOLO-BARIC L7R SUBWOOFERS
- + HEAVY INTERNAL BRACING
- + SINGLE 2-OHM TERMINAL
- + EASY TO INSTALL AND WIRE

- + THICK BLACK CARPETING
- + ROUNDED CORNERS
- + EMBROIDERED KICKER LOGO
- + THICK MDF CONSTRUCTION



**L7R™ SOLO-BARIC  
LOADED ENCLOSURES**



DL7R12



TL7R10



TL7R10



VL7R12



# L7T™ SOLO-BARIC ULTRA-THIN SUBWOOFERS

The thinnest square sub KICKER has ever invented, the Solo-Baric L7T™ still features a cone that pushes 20 percent more air than a same-sized round subwoofer, resulting in more bass. It also features the largest voice coil and magnet we've ever integrated into a thin sub. The extended top-plate has a patented "bumped" design, allowing extra excursion and longer throw for deeper overall bass, no matter the compromising space where it's installed.

KICKER's UniPlate™ combines the pole piece and back plate to make a single, seamless unit that pulls any damaging heat away from the sub. Forced-Air Cooling and perimeter venting™ is also used above the top plate, bringing additional cooling air in and around the motor.

SoloKon™ technology uses an injection-molded polypropylene cone and 360-degree back bracing as a single solid unit, both cooling the motor and ultimately eliminating distortion. Patented ribbed corners are incorporated into the high roll Santoprene® surround to move smoothly under high SPL. We then stitch the cone to the surround, providing an additional level of integrity that thrives anywhere you install it. The L7T is ready for years of use!

We never cut corners! Thin-mount and ruthless, KICKER's L7T square subwoofer delivers more bass than its round counterpart, while fitting where only a thin driver will do.

## POWER POINTS

- Shallow-mount driver with true subwoofer performance
- Patented square-cone technology for more bass than same-sized round sub
- Rigid SoloKon™ cone with 360-degree back bracing

speaker size: in, cm . power handling: watts RMS . impedance: Ohms . Power handling assumes typical music program with minimal clipping; varies with enclosure size. See your KICKER dealer for complete details. Based on measurements of 2Ω models.

L7T12:	SIZE: 12, 30	POWER: 600	IMPEDANCE: 2 or 4 DVC
L7T10:	SIZE: 10, 25	POWER: 500	IMPEDANCE: 2 or 4 DVC
L7T8:	SIZE: 8, 20	POWER: 350	IMPEDANCE: 2 or 4 DVC



L7T12



L7T12





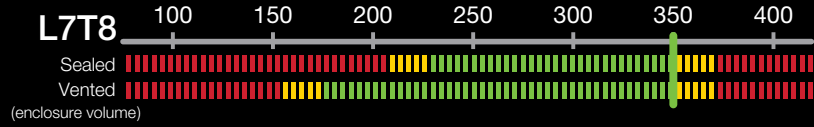
**THIN TO FIT.  
SQUARE SO  
IT'S LOUDER.**

# THIN FOR THE WIN

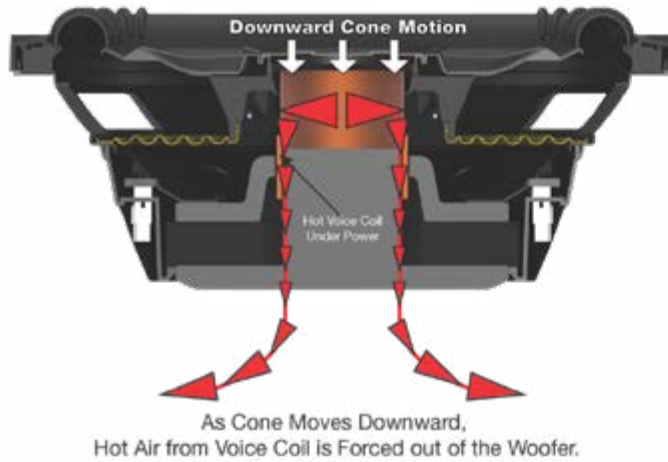
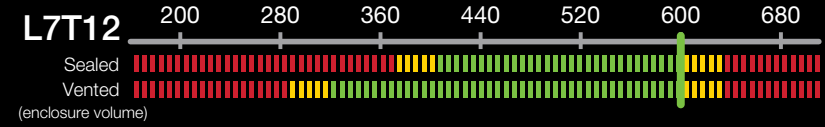
Largest voice coil  
and magnet in a  
thin-profile subwoofer



**KICKER POWER METER**



**RECOMMENDED AMP RMS POWER**



Now with  
**FORCED-AIR COOLING**

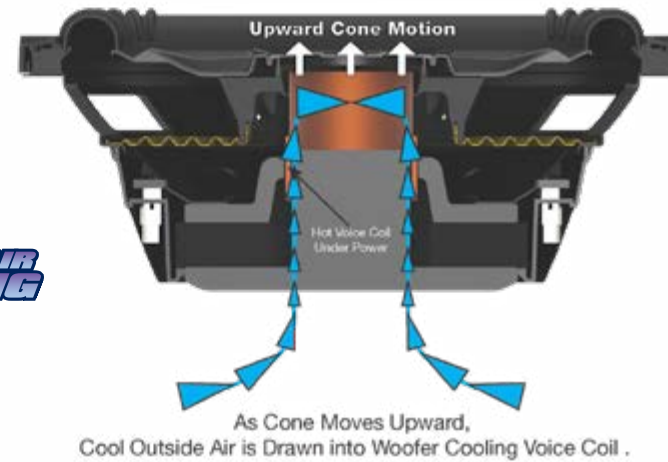


Photo courtesy of Roadster Shop

# L7TDF™ DOWN-FIRING SOLO-BARIC LOADED ENCLOSURES

L7T Down-Firing Loaded Enclosures are ultra-thin, square subwoofers, made to pound out the low notes without taking up the cargo space you need. Equipped with a L7T Solo-Baric sub, the down-firing enclosure effortlessly fits under the seat, in your trunk or in your cargo area. No grille needed!

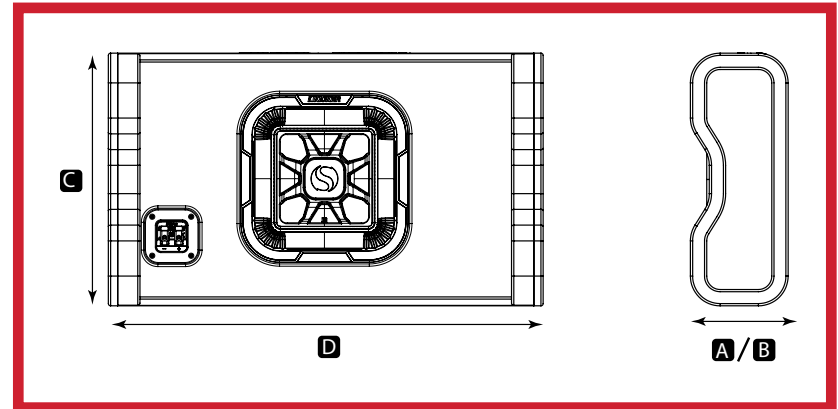
The L7T thin sub is ready to rock! KICKER signature square sub-design technology uses 20 percent more cone than comparable round subwoofers, moving more air and producing more bass in the same space!

## POWER POINTS

- Deep bass in a small space
- Fitment under many truck seats
- Down-firing design and tough enclosure resists stacking weight
- Square L7T sub design is louder than round subs
- Forced-Air Cooling for high power handling and durability

speaker size: in, cm . power handling: watts RMS . impedance: Ohms . Power handling assumes typical music program with minimal clipping; varies with enclosure size. See your KICKER dealer for complete details. Based on measurements of 2Ω models.

L7TDF12:	SIZE: 12, 30	POWER: 600	DIM A/B: 6-1/2, 16.7	DIM C: 15, 38	DIM D: 23-7/8, 60.5	IMPEDANCE: 2
L7TDF10:	SIZE: 10, 25	POWER: 500	DIM A/B: 6-1/8, 15.6	DIM C: 14-3/8, 36.5	DIM D: 23-3/8, 59.5	IMPEDANCE: 2
L7TDF8:	SIZE: 8, 20	POWER: 350	DIM A/B: 5-1/8, 13.2	DIM C: 13-3/8, 34	DIM D: 23, 58.5	IMPEDANCE: 2



L7TDF10



L7TDF8



L7TDF12

Now with  
**FORCED-AIR COOLING**





# L7T™ SOLO-BARIC ULTRA-THIN ENCLOSURES

L7T Loaded Enclosures deliver incredible bass in a surprisingly small space, thanks to the revolutionary design of the L7T thin subwoofer.

All L7T subwoofers feature a Santoprene surround and patented ribbed corners, made to deliver distortion-free bass while resisting heat and degradation. Our exclusive SoloKon cone with 360-degree back bracing gives you a smooth, accurate response. The UniPlate solid pole piece, back-plate construction and Forced-Air Cooling ensure the sub stays cool for a long play life.

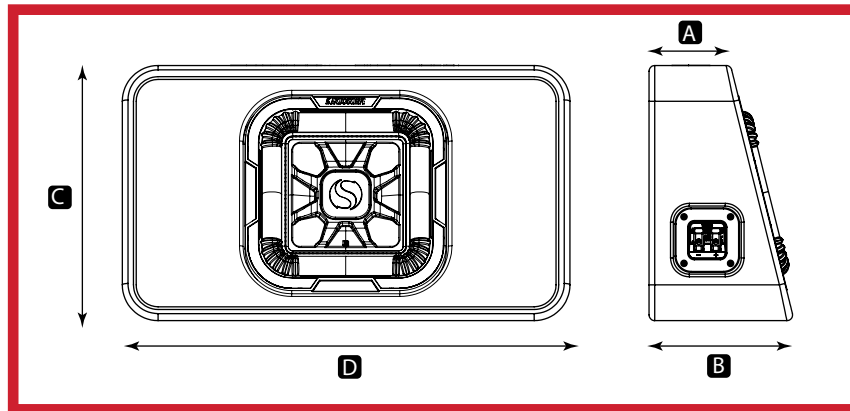
Featuring extensive internal bracing, thick MDF construction and custom embroidery, the custom shape fits the contours of your ride. Mount it under or behind a seat – TL7T loaded enclosures deliver that deep, loud bass you love!

## POWER POINTS

- Less than eight inches deep
- Extensive internal bracing
- Thick black carpet with custom embroidery

speaker size: in, cm . power handling: watts RMS . impedance: Ohms . Power handling assumes typical music program with minimal clipping; varies with enclosure size. See your KICKER dealer for complete details. Based on measurements of 2Ω models.

<b>TL7T12:</b>	<b>SIZE:</b> 12, 30	<b>POWER:</b> 600	<b>DIM A:</b> 4-3/8, 11.2	<b>DIM B:</b> 7-3/4, 19.6
	<b>DIM C:</b> 13-3/4, 35	<b>DIM D:</b> 21-1/2, 54.6	<b>IMPEDANCE:</b> 2	
<b>TL7T10:</b>	<b>SIZE:</b> 10, 25	<b>POWER:</b> 500	<b>DIM A:</b> 4-3/8, 11.3	<b>DIM B:</b> 7-1/4, 18.5
	<b>DIM C:</b> 12, 30.4	<b>DIM D:</b> 20-1/4, 51.5	<b>IMPEDANCE:</b> 2	
<b>TL7T8:</b>	<b>SIZE:</b> 8, 20	<b>POWER:</b> 350	<b>DIM A:</b> 3-5/8, 9.2	<b>DIM B:</b> 6-1/4, 16
	<b>DIM C:</b> 11-1/4, 28.5	<b>DIM D:</b> 19-5/8, 50	<b>IMPEDANCE:</b> 2	



TL7T12



TL7T10



TL7T10

Now with  
**FORCED-AIR  
COOLING**



# HIDEAWAY® POWERED SUBWOOFERS

Our legendary subwoofer technology continues to lead the way for clear-sounding, ground-pounding bass in a vehicle, and it's incorporated into our Hideaway Compact Powered Subwoofers. It also represents a CES Innovation Award for design and engineering from the brand that knows bass.

The Hideaway, now adding a refined 10-inch subwoofer to the popular mix along with the ground-breaking 8-inch, delivers surprising low-frequency output from remarkably small enclosures, setting a new standard in compact convenience and bass performance in a vehicle.

Sitting barely three inches high and nearly 14 inches wide, the Hideaway combines a powerful amplifier and custom, ultra-thin subwoofer to add thumping bass to any vehicle's sound from the tightest locations. It also provides a convenient, quick-connect Molex® plug and harness that includes power, signal and remote turn-on.

Hideaway powered subwoofers come ready with a remote bass control for fine-tuning bass levels, adjustable low-pass crossover, variable 6dB bass boost, 180° phase switch for max output and two automatic turn-on options. They also feature high- and low-level inputs for integration with nearly any factory or aftermarket head unit. The HS10 adds start/stop compatibility as part of its FIT+™ (Fail-safe Integration Technology-Plus) feature for the latest models of vehicles.

## POWER POINTS

- Ultra-compact powered subwoofer designed for the tightest locations
- HS10 180-watt mono amp and 10-inch sub; HS8 150-watt mono amp and 8-inch sub
- Easy bass solution with quick-connect Molex harness (power, signal and remote turn-on)

speaker size: in, cm . power handling: watts RMS . impedance: Ohms . Power handling assumes typical music program with minimal clipping; varies with enclosure size. See your KICKER dealer for complete details. Based on measurements of 4Ω models.

<b>HS10:</b>	<b>SIZE:</b> 10, 25	<b>POWER:</b> 180	<b>BOX DEPTH:</b> 14, 35.4	<b>BOX HEIGHT:</b> 3-1/8, 8.1
			<b>BOX WIDTH:</b> 10-3/8, 26.3	<b>WEIGHT (LBS, KG):</b> 11.4, 5.2
<b>HS8:</b>	<b>SIZE:</b> 8, 20	<b>POWER:</b> 150	<b>BOX DEPTH:</b> 13-7/8, 35.2	<b>BOX HEIGHT:</b> 3-1/8, 7.94
			<b>BOX WIDTH:</b> 9-3/8, 23.8	<b>WEIGHT (LBS, KG):</b> 9.4, 4.3



- 10-INCH SUBWOOFER
- 180-WATT RMS AMPLIFIER
- ALL-ALUMINUM ENCLOSURE
- FIT+™ INPUTS



CXARC



HS10 HIDEAWAY





- 8-INCH SUBWOOFER
- 150-WATT RMS AMPLIFIER
- ALUMINUM TOP WITH POLYCARBONATE-BASE ENCLOSURE
- ACCEPTS INPUT SIGNAL FROM 125MV TO 10V

HS8 HIDEAWAY



# COMPQ™ AUDIOPHILE SQL SUBWOOFERS


KICKER continues its Q-Class product line with another distinguished bass driver – one that retains the traditional shape of a subwoofer but brings a payload of preeminent engineering and expertise from an industry leader of nearly 50 years. The CompQ™ Subwoofer delivers on all of the power and performance expected from KICKER's supreme round woofer.

With increased power handling and voice-coil excursion, the CompQ Subwoofer certainly produces on every level. It gives the listener everything on the wish list, including high-caliber bass for whatever the music genre, huge voice coils for tremendous power handling and prodigious magnets for high SPL.

CompQ's motor efficiency and structure features computer-optimized, oversized voice coils for the most power handling (RMS) ever from a round KICKER subwoofer. Immense magnets administer the most accurate voice-coil control, using long, low-carbon extended poles for the greatest coil excursion and power handling. This solid, non-vented pole piece provides high mass for optimal cooling during continued use. The die-cast aluminum alloy basket adds to the efficient motor structure and superior alignment while protecting the inner workings.

All components are engineered to perform well under the stresses of high excursion. Large-diameter, progressive-roll spiders maintain precise control during long coil throw. Heavy-duty ribbon-wire speaker leads intertwine with the spider for the best reliability. The injection-molded round SoloKon™ cone delivers on target, accurate response, and the stitched, large-roll ribbed Santoprene® surround expands and contracts for max control at high excursion. A 360-degree cone brace is laser-etched for the most positive bond strength, eliminating flex and ultimately distortion.

Installers will rely upon high-capacity, dual voice-coil push terminals to grip 8-gauge wiring for extreme current flow, all from one side of the frame for an easy, solid setup. Included screw-hole covers hide all mounting hardware for a clean-looking, complete installation.



CompQ15

## POWER POINTS

- KICKER's premium round subwoofer
- Q-Class L7 blueprint and design; 2- or 4-Ohm DVC
- Massive magnets and extended poles for greatest excursion
- Die-cast-aluminum alloy basket provides efficiency, alignment and protection
- Forced-Air Cooling for increased durability

speaker size: in, cm . power handling: watts RMS . impedance: Ohms . Power handling assumes typical music program with minimal clipping; varies with enclosure size. See your KICKER dealer for complete details. Based on measurements of 2Ω models.

CWQ15:	SIZE: 15, 38	POWER: 1100	IMPEDANCE: 2 or 4 DVC
CWQ12:	SIZE: 12, 30	POWER: 850	IMPEDANCE: 2 or 4 DVC
CWQ10:	SIZE: 10, 25	POWER: 700	IMPEDANCE: 2 or 4 DVC



*"The CompQ is the pinnacle of our round woofer designs, producing unsurpassed sound quality and performance."*

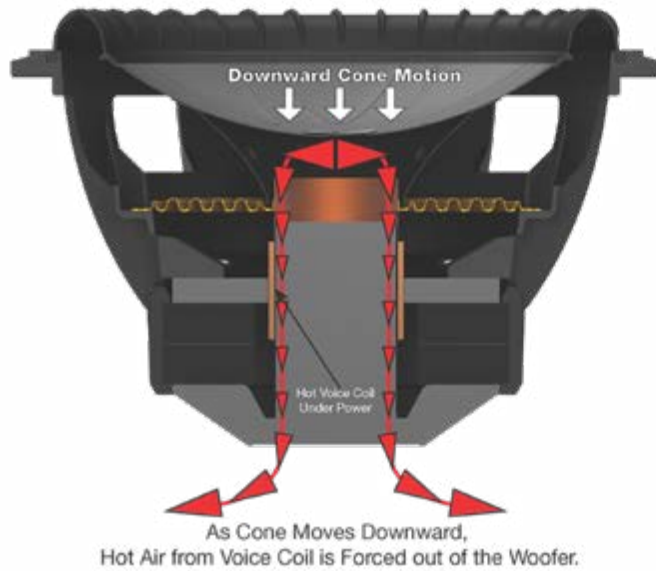
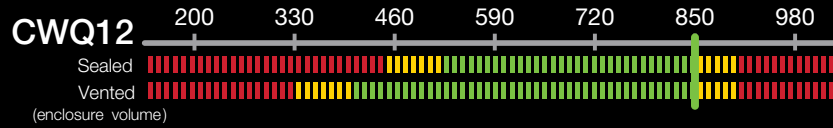
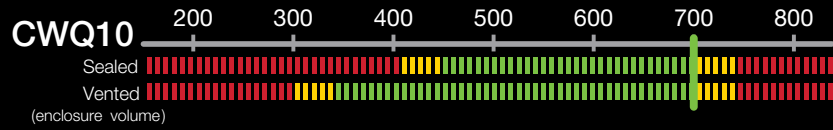
– KICKER President Steve Irby

A solid SoloKon™ cone provides the rigidity you need for the most accurate bass reproduction KICKER has ever engineered.

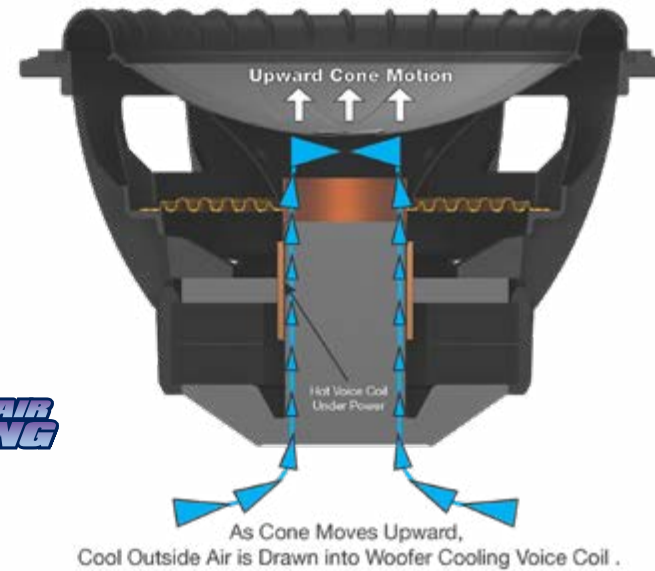
Blue Lace™ spider creates a strong linear suspension for the cone and binds the tinsel leads to eliminate any unnecessary movement.



CompQ12



Now with  
**FORCED-AIR COOLING**



# COMPVX™ HIGH-POWER SUBWOOFERS

For superior sound quality and high power handling, the CompVX™ is the answer. The CompVX features extraordinary thermal management, multiple wiring options and KICKER's unique speaker technology to deliver outstanding bass reproduction without distortion.

Subwoofers love power, but hate heat. KICKER engineered several technologies to keep the CompVX as cool as your music, even with the volume turned up to eleven! Dual voice coils with high-temp copper windings easily handle intense heat.

Forced-Air Cooling pushes hot air away from the voice coil, then pulls cooler air in to lower the operating temperature of the motor by up to 20%. The cast-aluminum basket features motor-cooling perimeter venting, and a solid, extended pole piece increases heat dissipation while improving acoustic performance. It's a powerful thermal management system that is uniquely KICKER.

The recipe for accurate sound is a stiff cone and linear movement. An ultra-rigid SoloKon™ cone with 360-degree back bracing provides strong, accurate bass, and a ribbed Santoprene® surround is stitched for toughness. The semi-progressive roll spider supports both substantial excursion and linear movement for the loudest bass with the lowest distortion.

## POWER POINTS

- Exceptional power handling
- Ultra-rigid, one-piece SoloKon™ with vented back bracing
- Cast-aluminum basket with motor-cooling perimeter venting
- Blue double stitching joins cone and surround
- Forced-air cooling for increased reliability

speaker size: in, cm . power handling: watts RMS . impedance: Ohms . Power handling assumes typical music program with minimal clipping, varies with enclosure size. See your KICKER dealer for complete details. Based on measurements of 2Ω models.

COMPVX15:	SIZE: 15, 38	POWER: 1000	IMPEDANCE: 2 or 4 DVC
COMPVX12:	SIZE: 12, 30	POWER: 750	IMPEDANCE: 2 or 4 DVC
COMPVX10:	SIZE: 10, 25	POWER: 600	IMPEDANCE: 2 or 4 DVC



CompVX12

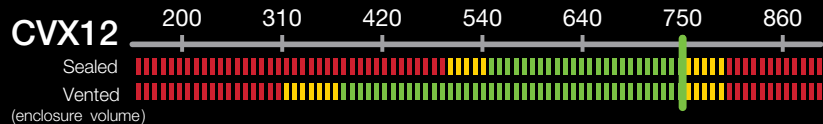


CompVX12

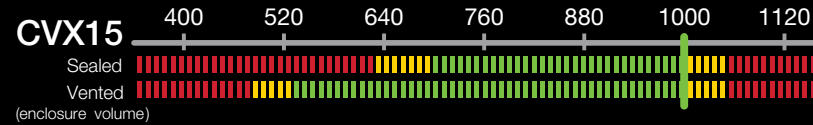




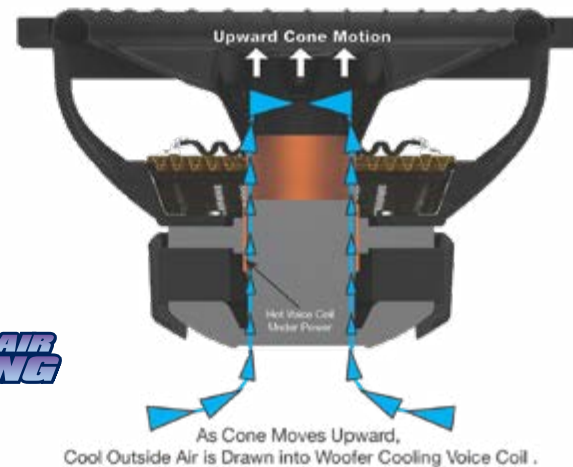
**KICKER** POWER METER



RECOMMENDED AMP RMS POWER



Now with  
**FORCED-AIR COOLING**



# COMPR<sup>®</sup> ADVANCED SUBWOOFERS

CompR Subwoofer technology is built to last, delivering stunning amounts of bass every time you press play. Its advanced suspension system includes a ribbed Santoprene<sup>®</sup> surround and a large-diameter spider for distortion-free sound. It also features a strong, stamped-steel framework supporting a huge stacked magnet structure for excellent power handling and sound quality.

Play it harder, for longer! Introducing KICKER's new and improved Forced-Air Cooling system. This innovative system uses the woofer's own cone movement to route even more air through the CompR's motor, forcing unwanted heat out of vents built into the backplate, and allowing the sub to run 25 percent cooler than before. You get the bass you love, the sleek look you want and the reliability you need.

The CompR delivers the deepest musical bass and is made to work perfectly with KICKER mono amplifiers. The motor structure itself is a mechanical marvel, utilizing a large-diameter, progressive-roll spider for increased linearity and better sound with high-strength Spiralead<sup>™</sup> tinsel leads woven through for max transfer of signal. High-temp coil wire winding around the UniPlate<sup>™</sup> pole piece and engineered backplate vents contribute to the woofer's efficient cooling attributes and durability.

CompR features the SoloKon<sup>™</sup> cone system, an injection-molded polypropylene cone, tough surround and 360-degree back bracing for ultra-rigidity and minimal distortion. The steel basket provides full protection of the large spider and complete motor assembly. While the basket fully protects the inner workings, its mounting depth has been minimized to easily fit into more installations than ever before.

## POWER POINTS

- Rigid SoloKon<sup>™</sup> cone system with 360-degree bracing
- Tough Santoprene<sup>®</sup> surround and full-coverage steel basket
- Forced-Air Cooling for excellent reliability
- Sleek, blacked-out cosmetics with signature red stitching

speaker size: in, cm . power handling: watts RMS . impedance: Ohms . Power handling assumes typical music program with minimal clipping; varies with enclosure size. See your KICKER dealer for complete details. Based on measurements of 4Ω models.

CWR15:	SIZE: 15, 38	POWER: 800	IMPEDANCE: 2 or 4 DVC
CWR12:	SIZE: 12, 30	POWER: 500	IMPEDANCE: 2 or 4 DVC
CWR10:	SIZE: 10, 25	POWER: 400	IMPEDANCE: 2 or 4 DVC
CWR8:	SIZE: 8, 20	POWER: 300	IMPEDANCE: 2 or 4 DVC



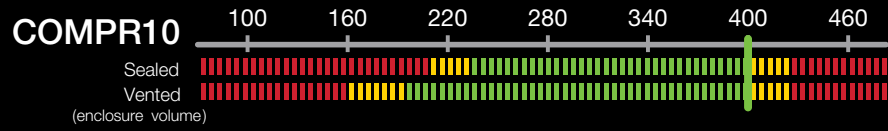
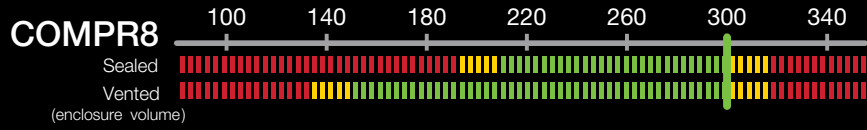
CWR15



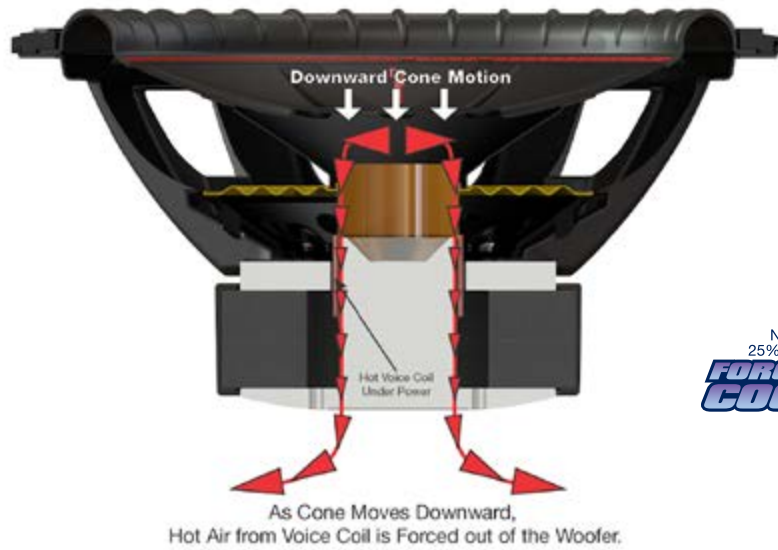
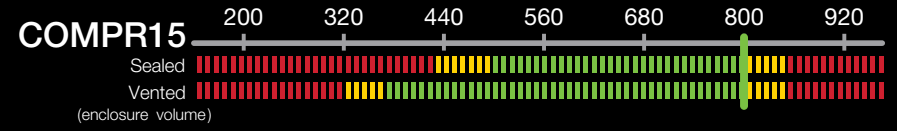
CWR15



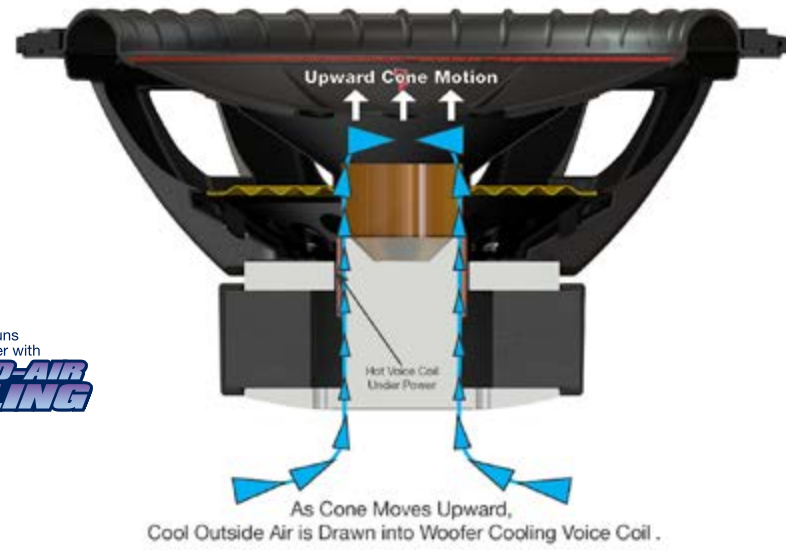
**KICKER** POWER METER



RECOMMENDED AMP RMS POWER



Now Runs  
25% Cooler with  
**FORCED-AIR  
COOLING**



Brandon Wooden, Mike Menchhofer



# TB-SERIES COMPACT WEATHERPROOF SYSTEMS

Great bass mounts anywhere with the KICKER TB! Built from thick ABS, the TB comes equipped with our active CompR woofer. This sub features a double-stacked magnet, an advanced suspension and advanced heat management system.

Made with the same surround and cone materials as the active sub, the ReFLEX subwoofer is mounted on the opposite side of the TB for even deeper excursion with a small footprint.

Our signature double red stitching creates an outstanding bond between the Santoprene surround and polypropylene woofer cone for reliable performance.

Revolutionary SoloKon™ technology joins the cone to the vented back brace - both cooling the motor and eliminating distortion for clean, smooth bass.

An innovative bracketing system allows the TB to be mounted horizontally or vertically in nearly any vehicle.

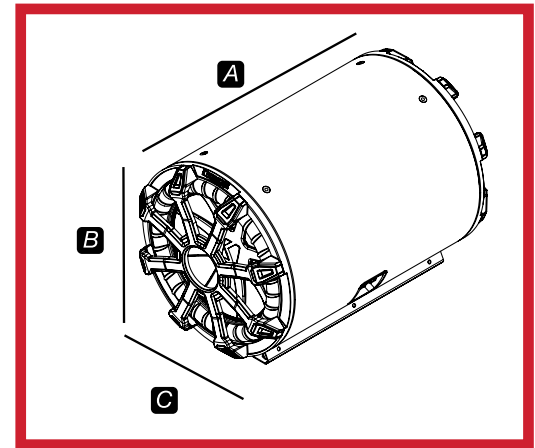
## POWER POINTS

- Combines active CompR® sub with passive ReFLEX sub for outstanding bass
- Thick, cylindrical ABS enclosure protects woofers loaded on each end
- Innovative bracketing system allows horizontal or vertical mounting

speaker size: in . cm . power handling: watts RMS . impedance: Ohms . Power handling assumes typical music program with minimal clipping; varies with enclosure size. See your KICKER dealer for complete details. Based on measurements of 4Ω models.

TB10: 10, 25	POWER: 400	IMPEDANCE: 2 or 4	DIM A: 16-9/16, 42.1	DIM B: 10-3/4, 27.3	DIM C: 10-5/8, 27
TB8: 8, 20	POWER: 300	IMPEDANCE: 2 or 4	DIM A: 12-7/8, 32.8	DIM B: 8-5/8, 21.9	DIM C: 8-1/2, 21.6

MADE WITH  
GENUINE  
CompR™  
SUBWOOFERS



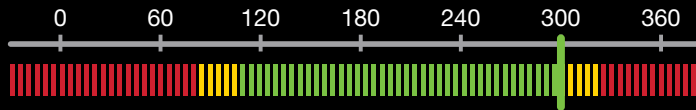


# STURDY BRACKET MOUNTS

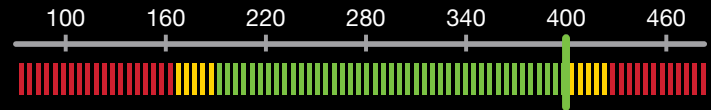


**KICKER**

TB8



TB10



# MOUNTS VERTICALLY AND HORIZONTALLY



Now with  
**FORCED-AIR  
COOLING**

# COMPR<sup>®</sup> LOADED SUBWOOFER ENCLOSURES

The CompR Subwoofer Enclosure delivers on the promise of thunderous bass. Sporting a sleek set of cosmetic updates and covered in plush carpet with the signature KICKER logo, there's no doubt that your box and sound are uniquely KICKER.

The magic in big bass rests not just in the subs, but in the box! Thanks to outstanding enclosure construction and a revolutionary port design, the legendary CompR sub box pounds out the low end with authority! Black carpeting gives the enclosure a refined look while the front-facing tuned port raises the bar for acoustic efficiency, creating unheard of bass levels. The single 12-inch version has been enlarged for more output, and even deeper bass!

Thick MDF and copious internal bracing ensures the CompR enclosure is as solid as it is reliable. Combined with the quality and power handling of the new CompR subs, you get one of the most formidable loaded enclosures on the market today.

## POWER POINTS

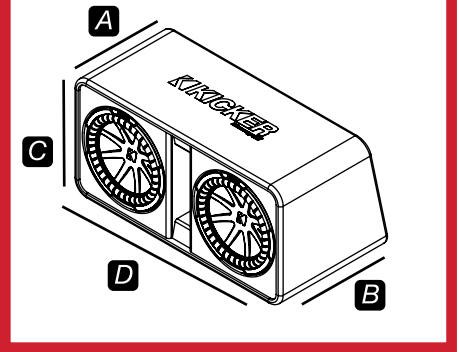
- Enclosure utilizes front-facing tuned port for bold bass response
- KICKER's work-horse CompR subwoofer
- Forced-Air Cooling helps to run 25% cooler than ever before
- New cosmetics with sleek, blacked-out look and signature, red cone stitching

speaker size: in, cm . power handling: watts RMS . impedance: Ohms . Power handling assumes typical music program with minimal clipping; varies with enclosure size. See your KICKER dealer for complete details. Based on measurements of 2Ω models.

<b>VCWR122:</b>	<b>SIZE: 12, 30</b>	<b>POWER: 500</b>	<b>TYPE: SINGLE</b>					
	<b>DIM A: 11-3/8, 28.9</b>		<b>DIM B: 14-1/2, 36.8</b>	<b>DIM C: 16, 40.6</b>	<b>DIM D: 23, 58.4</b>	<b>IMPEDANCE: 2</b>		
<b>DCWR122:</b>	<b>SIZE: 12, 30</b>	<b>POWER: 1000</b>	<b>TYPE: DUAL</b>					
	<b>DIM A: 14, 35.6</b>		<b>DIM B: 17-1/4, 43.8</b>	<b>DIM C: 16, 40.6</b>	<b>DIM D: 32-3/8, 82.2</b>	<b>IMPEDANCE: 2</b>		
<b>DCWR102:</b>	<b>SIZE: 10, 25</b>	<b>POWER: 800</b>	<b>TYPE: DUAL</b>					
	<b>DIM A: 14-1/2, 36.8</b>		<b>DIM B: 17-1/4, 43.8</b>	<b>DIM C: 14, 35.6</b>	<b>DIM D: 28-1/2, 72.4</b>	<b>IMPEDANCE: 2</b>		



VCWR12



DCWR12



DCWR10

Now Runs  
25% Cooler with  
**FORCED-AIR  
COOLING**



Photo courtesy of NotStock Photography

# COMPRT<sup>®</sup> ULTRA-THIN SUBWOOFERS

CompRT Subwoofers have the thinnest mounting depths available from the world's bass leader, suitable for the trickiest installations. It's true, deep bass that's made to fit where conventional-sized subwoofers don't – now with a sleek, blacked-out look.

KICKER CompRT subwoofers are engineered to deliver serious bottom end, even where space is limited. Whether behind the seat, in a compact car or in a motorcycle's saddlebags, make no mistake - signature KICKER bass is on board!

The CompRT utilizes a large-diameter, progressive-roll spider for increased linearity and better overall sound quality. A bumped top plate allows for full voice-coil clearance and excursion, creating outstanding bass. The high-temp, voice-coil wire windings surround the high-mass, solid pole piece for excellent thermal management.

KICKER's Forced-Air Cooling contributes to the woofer's efficiency and durability, allowing the subwoofer to run over 20 percent cooler. As a result, CompRTs have one of the highest power ratings of any thin sub on the market.

The CompRT features an injection-molded polypropylene cone and tough Santoprene surround that interlocks with the front gasket for ultra-rigidity and minimal distortion. The basket provides full protection of the motor assembly, and with the interlocking surround and gasket, helps the weather-resistant subwoofer perform perfectly in outdoor powersports settings.

The subwoofer features dual, spring-loaded wire terminals that are custom-designed specifically for the basket, so the subwoofer can retain its shallow mounting capability.

## POWER POINTS

- Shallow-mount, true-sub performance; 2 or 4-Ohm DVC
- Inverted-bump top plate for full excursion with minimal mounting depth
- High-mass, solid pole piece and Forced-Air Cooling for excellent reliability
- Distinct blacked-out look with signature red surround stitching

speaker size: in, cm . power handling: watts RMS . impedance: Ohms . Power handling assumes typical music program with minimal clipping; varies with enclosure size. See your KICKER dealer for complete details. Based on measurements of 4Ω models.

CWRT12:	SIZE: 12, 30	POWER: 500	IMPEDANCE: 2 or 4 DVC
CWRT10:	SIZE: 10, 25	POWER: 400	IMPEDANCE: 2 or 4 DVC
CWRT8:	SIZE: 8, 20	POWER: 300	IMPEDANCE: 2 or 4 DVC
CWRT67:	SIZE: 6-3/4, 16.5	POWER: 150	IMPEDANCE: 2 or 4 DVC



CWRT10

## THIN PROFILE

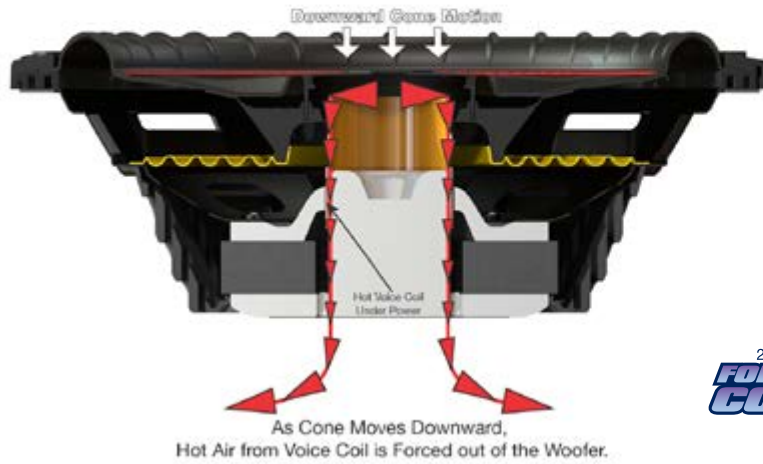
CWRT12



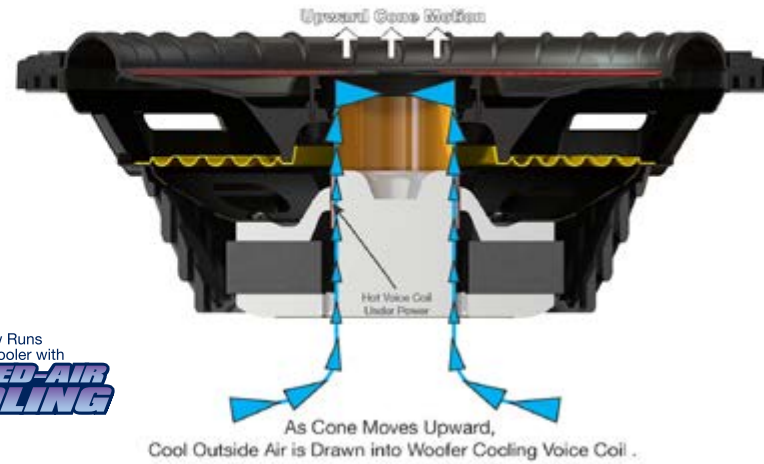
**KICKER. POWER METER**



**RECOMMENDED AMP RMS POWER**



Now Runs  
20% Cooler with  
**FORCED-AIR  
COOLING**



# PTRTP POWERED DOWN-FIRING COMPRT-LOADED ENCLOSURES

PTRTP Powered Thin Down-Fire Enclosures are loaded with a passive ReFLEX subwoofer and the KICKER CompRT shallow-mount active sub, delivering incredible bass without needing lots of space! Place them under a truck seat, in the cargo area of your SUV, or in your trunk.

The integrated amplifier is equipped with 500 watts of pulse-pounding power for the 12-inch PTRTP and 400 watts for the 10-inch version.



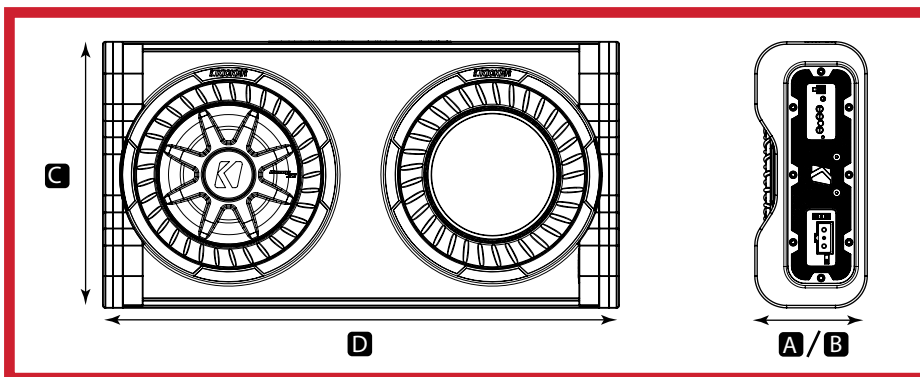
**DOWN FIRING  
SUBWOOFER  
ENCLOSURE**

## POWER POINTS

- Fitment under many truck seats
- Power-matched, built-in amplifier for hard-hitting bass
- Easily integrates with factory audio system

speaker size: in . cm . power handling: watts RMS . impedance: Ohms . Power handling assumes typical music program with minimal clipping ,varies with enclosure size. See your KICKER dealer for complete details. Based on measurements of 4Ω models.

PTRTP12:	SIZE: 12, 30	POWER: 500	DIM A/B: 6-1/8, 15.6
	DIM C: 14-5/8, 37	DIM D: 27-1/2, 70	IMPEDANCE: 2
PTRTP10:	SIZE: 10, 25	POWER: 400	DIM A/B: 5-5/8, 14.2
	DIM C: 13-1/4, 33.5	DIM D: 25-5/8, 65	IMPEDANCE: 2



PTRTP10

PTRTP12



Now with  
**FORCED-AIR COOLING**



**KICKER**

## TRTP DOWN-FIRING COMPRT-LOADED ENCLOSURES

TRTP Down-Firing Loaded Enclosures are purpose-built to deliver the bass you want, without taking up the cargo space you need. Equipped with a KICKER CompRT ultra-thin, active sub and ReFLEX™ passive subwoofer, the down-firing TRTP is super-slim and fortified with heavy internal bracing – perfect for your cargo area, under your seat or in the trunk. No grilles necessary!

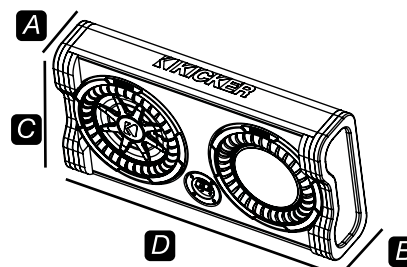
Play it harder, for longer! Introducing KICKER's new and improved Forced-Air Cooling system. This innovative system uses the woofer's own cone movement to route even more air through the motor, forcing unwanted heat out of vents built into the backplate, and allowing the CompRT sub to run more than 20 percent cooler than before. You get the bass you the love, with the reliability you need.

## POWER POINTS

- Big bass without the big enclosure
- Stack your stuff right on the sub – no lost space!
- Easily fits under many truck seats
- Sleek, blacked-out look and signature, red cone stitching

speaker size: in, cm . power handling: watts RMS . impedance: Ohms . Power handling assumes typical music program with minimal clipping; varies with enclosure size. See your KICKER dealer for complete details. Based on measurements of 4Ω models.

TRTP12:	SIZE: 12, 30	POWER: 500	DIM A/B: 6-1/8, 15.6	DIM C: 14-5/8, 37
	DIM D: 27-1/2, 70	IMPEDANCE: 2		
TRTP10:	SIZE: 10, 25	POWER: 400	DIM A/B: 5-5/8, 14.2	DIM C: 13-1/4, 33.5
	DIM D: 25-5/8, 65	IMPEDANCE: 2		
TRTP8:	SIZE: 8, 20	POWER: 300	DIM A/B: 5-3/8, 13.8	DIM C: 12-1/4, 31
	DIM D: 23-5/8, 60	IMPEDANCE: 2		



DOWN FIRING  
SUBWOOFER  
ENCLOSURE



TRTP12



TRTP12



Now Runs  
20% Cooler with  
**FORCED-AIR  
COOLING**

# COMPRT<sup>®</sup> THIN LOADED ENCLOSURES

Bass has never been this loud and deep in a box this thin. Using revolutionary ReFLEX™ subwoofer technology and advanced enclosure construction, KICKER has developed the perfect box for fitting behind or under your seat.

CompRT Enclosures sport an extremely thin profile, and include heavy internal bracing for exceptional rigidity and ReFLEX™ passive sub technology for extending the low-end response. KICKER has added Forced-Air Cooling that contributes to the woofer's efficiency and durability, allowing the subwoofer to run more than 20 percent cooler. The subwoofers now feature a sleek, blacked-out look with KICKER's signature red stitching on the cone.

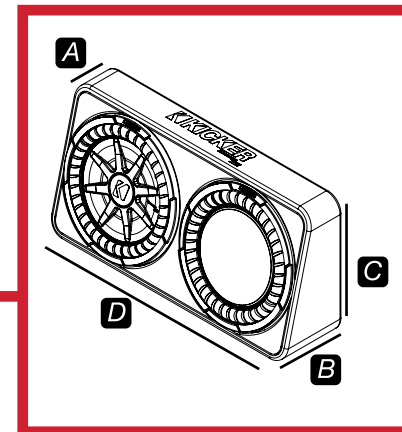
The refined look of CompRT Enclosures include a custom-embroidered KICKER logo, all black carpeting and satin-nickel terminals. CompRT enclosures come in an array of sizes, ranging from the mighty-mite 6-3/4-inch to the big-boss 12-inch TCWRT12 in a 2-Ohm load. Mount them behind your seat, or even under it!

## POWER POINTS

- Extremely thin profile with heavy internal bracing
- Shallow-mount, true-sub performance where space is limited
- Passive ReFLEX™ subwoofer provides extra output
- Backplate vents provide Forced-Air Cooling to run 20 percent cooler

speaker size: in, cm . power handling: watts RMS . impedance: Ohms . Power handling assumes typical music program with minimal clipping; varies with enclosure size. See your KICKER dealer for complete details. Based on measurements of 4Ω models.

<b>TCompRT12:</b> SIZE: 12, 30	<b>TYPE: THIN</b>	<b>POWER: 500</b>	<b>DIM A: 3-1/2, 8.9</b>	<b>DIM B: 7, 17.7</b>
<b>DIM C: 13-1/2, 34.3</b>	<b>DIM D: 27, 68.5</b>	<b>IMPEDANCE: 2</b>		
<b>TCompRT10:</b> SIZE: 10, 25	<b>TYPE: THIN</b>	<b>POWER: 400</b>	<b>DIM A: 3-7/16, 8.8</b>	<b>DIM B: 6-9/16, 16.7</b>
<b>DIM C: 11-13/16, 30</b>	<b>DIM D: 23-1/4, 59.1</b>	<b>IMPEDANCE: 2</b>		
<b>TCompRT8:</b> SIZE: 8, 20	<b>TYPE: THIN</b>	<b>POWER: 300</b>	<b>DIM A: 3-9/16, 9</b>	<b>DIM B: 6-7/16, 16.4</b>
<b>DIM C: 11-7/16, 29.1</b>	<b>DIM D: 19-5/16, 49</b>	<b>IMPEDANCE: 2</b>		
<b>TCompRT67:</b> SIZE: 6-3/4, 16.5	<b>TYPE: THIN</b>	<b>POWER: 150</b>	<b>DIM A: 3-5/16, 8.5</b>	<b>DIM B: 5-11/16, 14.5</b>
<b>DIM C: 10, 25.4</b>	<b>DIM D: 15-1/4, 38.7</b>	<b>IMPEDANCE: 2</b>		



TCWRT67



TCWRT12

Now Runs  
20% Cooler with  
**FORCED-AIR  
COOLING**



Photo courtesy of Emma Suave, Detroit Steel Wheel Co.

## REFLEX™ SUB PASSIVE RADIATORS (KBRW)

ReFLEX™ subwoofer technology goes custom! For the first time, KICKER offers component passive radiators to create more intense bass. Designed to deliver all of the low-end performance of a ported enclosure in a fraction of the air space, these ReFLEX passives let you design your enclosure, your way. Now your custom enclosure fits under a seat or behind the back bench, and hammers with that awesome KICKER bass!

### POWER POINTS

- Build custom enclosures that play deep, accurate bass
- Get the sound of a ported enclosure without the size
- Engineered for easy installation
- Must be paired with an active subwoofer



KBRW10



**CREATES  
INTENSE  
BASS**



KBRW12





# PASSIVE RADIATORS



Radiator Size	Enclosure Size	Tuning Frequency
8"	.4 Cubic feet	49 Hz



Radiator Size	Enclosure Size	Tuning Frequency
10"	.5 Cubic feet	41 Hz



Radiator Size	Enclosure Size	Tuning Frequency
12"	.7 Cubic feet	34 Hz

# COMPVR® HARD-HITTING SUBWOOFERS

Hard-hitting bass is your passion. Dual voice coils, huge magnets and excellent heat management give you the massive boom that lasts day in and day out.

KICKER's most popular subwoofer is the CompVR, and it features a new refined blackout look, sinister double red surround stitching and 360-degree perimeter venting. Our SoloKon™ cone system combines the injection-molded poly cone with a motor-cooling, vented back brace, creating a single integrated unit. Dual voice coils, high-temp coil wire, ribbed Santoprene® surround and durable Spiralead™ tinsel leads woven into the spider are part of the equation for an outstanding combination of raw power handling, thermal management and long-lasting reliability that embodies the KICKER sound.

## POWER POINTS

- Signature double red surround stitching holds tight to cone
- Injection-molded cone with 360-degree back bracing
- 360-degree backplate venting expels damaging heat

speaker size: in, cm . power handling: watts RMS . impedance: Ohms . Power handling assumes typical music program with minimal clipping; varies with enclosure size. See your KICKER dealer for complete details. Based on measurements of 4Ω models.

<b>CVR15:</b>	<b>SIZE:</b> 15, 38	<b>POWER:</b> 500	<b>IMPEDANCE:</b> 2 or 4 DVC
<b>CVR12:</b>	<b>SIZE:</b> 12, 30	<b>POWER:</b> 400	<b>IMPEDANCE:</b> 2 or 4 DVC
<b>CVR10:</b>	<b>SIZE:</b> 10, 25	<b>POWER:</b> 350	<b>IMPEDANCE:</b> 2 or 4 DVC



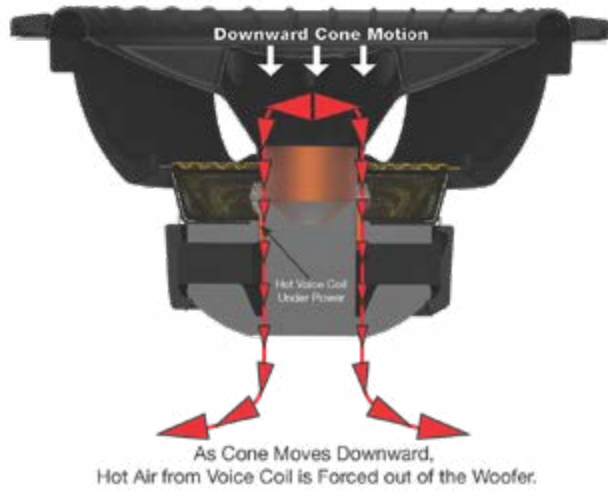
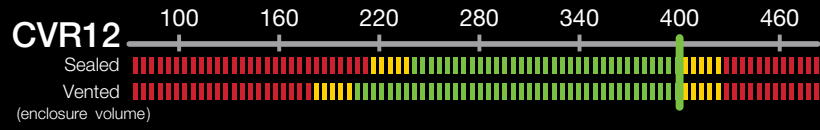
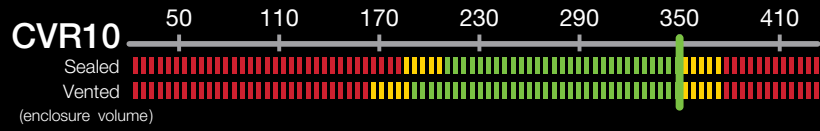
CompVR10



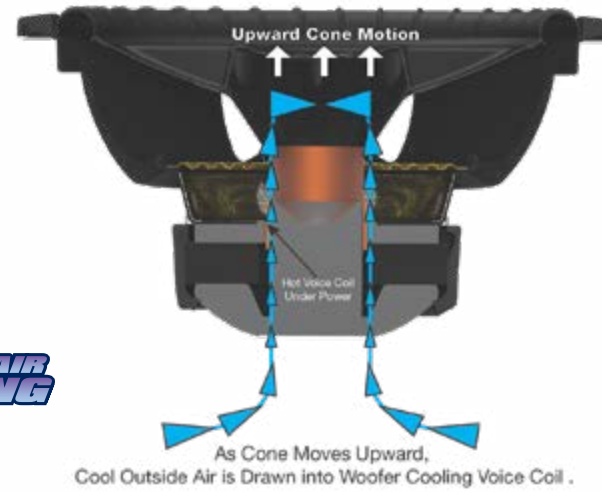


**KICKER** POWER METER

RECOMMENDED AMP RMS POWER



Now with  
**FORCED-AIR COOLING**



# COMPVR® HARD-HITTING LOADED ENCLOSURES

We brought it back! The CompVR Loaded Enclosures handle up to 1600 watts of RMS power! As tough as they are refined, the KICKER-engineered enclosures are optimized to get every drop of bass out of our most popular subwoofer.

Covered in a thick black carpet and adorned with an embroidered KICKER logo, each enclosure features a front-facing tuned port and a single 2-Ohm terminal. Inside the enclosure, thick bracing was used to add extraordinary strength and rigidity.

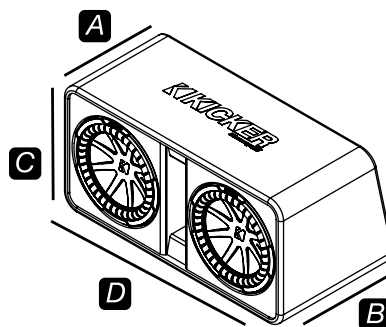
As in most KICKER woofers, the innovative SoloKon™ combines the injection-molded poly cone with a motor-cooling, one-piece back brace, creating a single integrated unit. A ribbed Santoprene surround and durable Spiralead™ tinsel leads are part of the equation for long-lasting reliability that embodies the KICKER sound.

## POWER POINTS

- Front-facing tuned port
- Optimized enclosure with heavy internal bracing
- Perfect for hatchbacks, SUVs or your trunk

speaker size: in, cm . power handling: watts RMS . impedance: Ohms . Power handling assumes typical music program with minimal clipping; varies with enclosure size. See your KICKER dealer for complete details. Based on measurements of 2Ω models.

<b>VCVR12: SIZE:</b> 12, 30	<b>POWER:</b> 400	<b>TYPE:</b> SINGLE		
<b>DIM A:</b> 11-3/8, 28.9	<b>DIM B:</b> 14-1/2, 36.8	<b>DIM C:</b> 16, 40.6	<b>DIM D:</b> 23, 58.4	<b>IMPEDANCE:</b> 2
<b>DCVR12: SIZE:</b> 12, 30	<b>POWER:</b> 800	<b>TYPE:</b> DUAL		
<b>DIM A:</b> 14, 35.6	<b>DIM B:</b> 17-1/4, 43.8	<b>DIM C:</b> 16, 40.6	<b>DIM D:</b> 32-3/8, 82.2	<b>IMPEDANCE:</b> 2



DCVR12



VCVR12



Now with  
**FORCED-AIR  
COOLING**



# COMPVT™ SLIM SUBWOOFERS

The CompVT fits nearly anywhere while delivering the bass only KICKER can provide. Whether it's under a truck seat, behind a bench or in the trunk, you get that boom you've been craving.

This thin-profile woofer combines a sleek blackout look with full-perimeter venting and red surround stitching. Our SoloKon™ technology marries the injection-molded poly cone to a vented back brace, creating a single, cohesive system. A shallow-depth, four-piece voice coil and high-mass, ventless pole piece provide outstanding heat dissipation and stunning bass. All of this innovation comes in a subwoofer less than five inches deep.



CompVT12

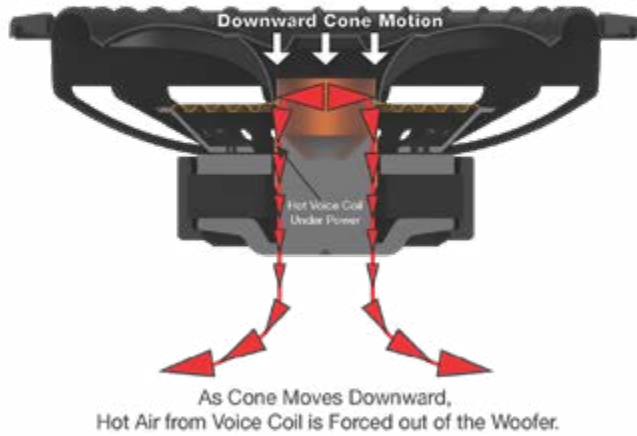
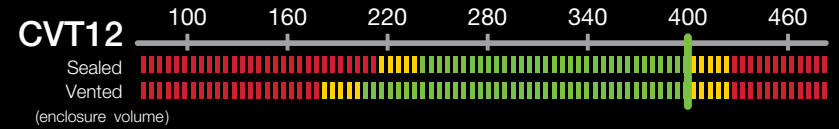
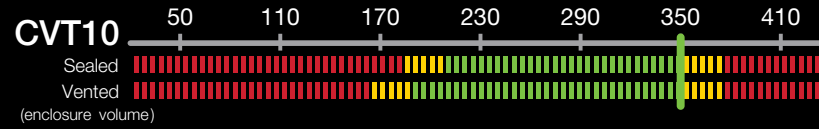
## POWER POINTS

- Shallow-mount design for tightest installs; 2- or 4-Ohm SVC
- Signature red-stitched surround
- Injection-molded, spoked cone with 360-degree back bracing

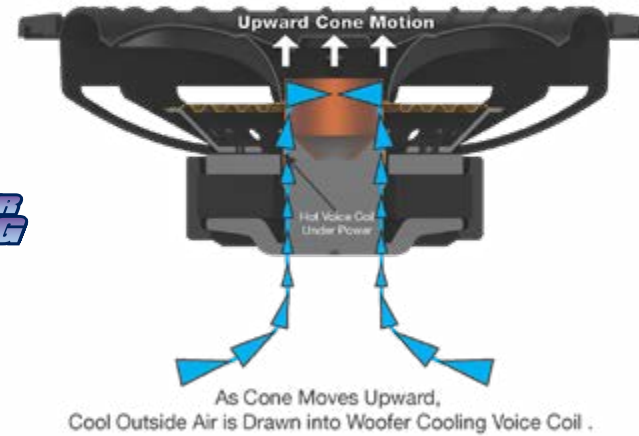
speaker size: in, cm . power handling: watts RMS . impedance: Ohms . Power handling assumes typical music program with minimal clipping; varies with enclosure size. See your KICKER dealer for complete details. Based on measurements of 4Ω models.

**CVT12:** SIZE: 12, 30 POWER: 400 IMPEDANCE: 2 or 4 SVC  
**CVT10:** SIZE: 10, 25 POWER: 350 IMPEDANCE: 2 or 4 SVC





Now with  
**FORCED-AIR COOLING**



# COMPVT<sup>®</sup> DOWN-FIRING SLIM ENCLOSURES

The CompVT Down-Firing Sub Enclosure is the perfect combination of affordability and convenience. The enclosures are equipped with a slim-line CompVT subwoofer, pre-wired to two Ohms.

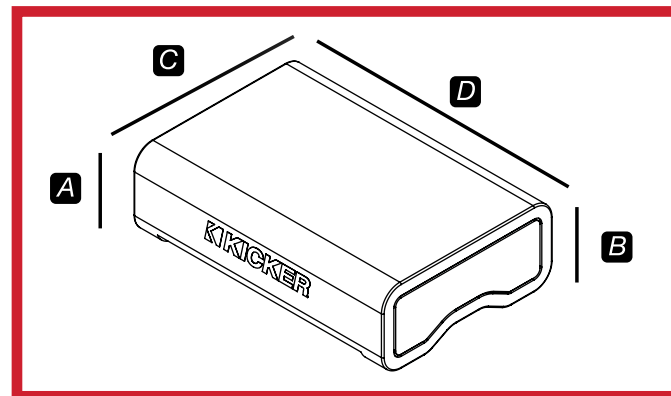
With stout internal bracing on the inside and thick carpet outside, the CompVT sealed 10- and 12-inch subwoofers are loud and tough – made to deliver the pounding bass you want without filling up your trunk.

## POWER POINTS

- Tough, low profile design resists stacking weight
- Reinforced cabinet with acoustic damping
- Rugged carpeting with embroidered logo

speaker size: in, cm . power handling: watts RMS . impedance: Ohms . Power handling assumes typical music program with minimal clipping; varies with enclosure size. See your KICKER dealer for complete details. Based on measurements of 4Ω models.

<b>CVTDF12:</b>	<b>SIZE:</b> 12, 30	<b>POWER:</b> 400	<b>DIM A:</b> 6-3/8, 16.3	<b>DIM B:</b> 6-3/8, 16.3
	<b>DIM C:</b> 14-5/8, 37		<b>DIM D:</b> 21-3/8, 54.3	<b>IMPEDANCE:</b> 2
<b>CVTDF10:</b>	<b>SIZE:</b> 10, 25	<b>POWER:</b> 350	<b>DIM A:</b> 6-1/4, 15.9	<b>DIM B:</b> 6-1/4, 15.9
	<b>DIM C:</b> 13-1/4, 33.5		<b>DIM D:</b> 19-1/8, 48.5	<b>IMPEDANCE:</b> 2



CVTDF10



CVTDF12



Now with  
**FORCED-AIR  
COOLING**



**KICKER**

# COMPC® PERFORMANCE SUBWOOFERS

KICKER offers the greatest balance between big performance and bigger value with single-voice-coil and dual-voice-coil CompC® Subwoofers. Equipped with proven KICKER construction, these subs deliver world-class KICKER power handling for the hard-hitting, high-performance bass you love.

Available in single- and dual-voice-coil, 4-Ohm impedances, CompC Subwoofers easily accommodate 2-, 4- or 8-Ohm loads for maximum system flexibility. Spring-loaded terminals make connections easy, even with thick speaker wire and complex series/parallel configurations. You get the very most out of your amplifier with the right impedance for the biggest bass possible.

CompC Subwoofers are based on the success of KICKER's legendary Competition Series. Designed to eliminate flex and distortion for a deep, accurate sound, these subwoofers come equipped with a lightweight, injection-molded polypropylene cone and tough, ribbed polyurethane surround. Our signature yellow stitching creates a superior bond between the woofer and surround for extraordinary reliability.

The heavy-duty motor structure includes a rip-resistant, large-diameter spider for less flex, longer life and superior accuracy. High-strength Spiralead™ tinsel leads weave through the spider for max signal transfer, then high-temp voice coil wire winding completes a powerful Comp motor that makes the most of every watt you give it.

The stamped-steel basket shows off the heavy-duty magnet and top plate. A cool subwoofer is a loud subwoofer, so the basket includes Forced-Air Cooling and custom perimeter venting slots placed along the bottom of the basket. The venting ensures the woofer stays at the perfect operating temperature by allowing air to constantly circulate around the motor.

## POWER POINTS

- Models with dual voice coils or single (all 4 Ohm)
- Forced-Air Cooling for increased durability
- Sounds great in sealed or ported enclosures

speaker size: in, cm . power handling: watts RMS . impedance: Ohms Power handling assumes typical music program with minimal clipping; varies with enclosure size. See your KICKER dealer for complete details. Based on measurements of 4Ω models.

CompC15:	SIZE: 15, 38	POWER: 450	IMPEDANCE: 4 SVC or DVC
CompC12:	SIZE: 12, 30	POWER: 300	IMPEDANCE: 4 SVC or DVC
CompC10:	SIZE: 10, 25	POWER: 250	IMPEDANCE: 4 SVC or DVC
CompC8:	SIZE: 8, 20	POWER: 200	IMPEDANCE: 4 SVC or DVC

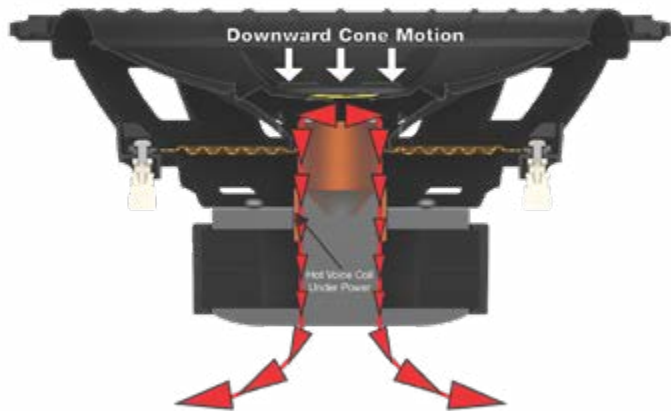
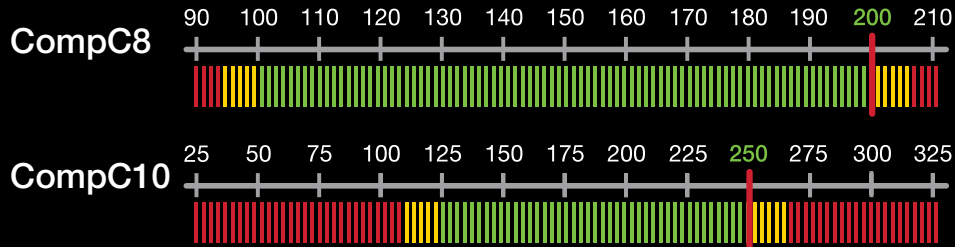
*"Bass is what we are all about... it's our specialty. From the very start, we've been known for rich sound. It's the KICKER heritage, and it's carried out through all we do."*

- KICKER founder and President Steve Irby.



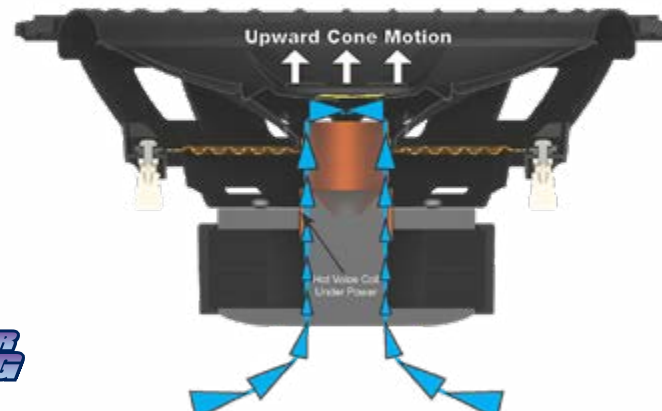
CompC12





As Cone Moves Downward, Hot Air from Voice Coil is Forced out of the Woofer.

Now with  
**FORCED-AIR COOLING**



As Cone Moves Upward, Cool Outside Air is Drawn into Woofer Cooling Voice Coil.



# COMPC® PERFORMANCE LOADED ENCLOSURES

High-performance CompC® Loaded Enclosures are factory-tuned with a front-facing port to bring you loud, great-sounding bass. Whether it's a thin-mount, single or dual-subwoofer design, CompC Loaded Enclosures provide the most intense bass at the greatest value.

This is ready-made KICKER bass that installs in minutes. Equipped with proven box construction and an impressive bold look, the 10-and 12-inch dual sub enclosures offer a pair of CompC woofers in a stout MDF box with rounded corners and internal bracing for additional strength and support. A single 12-inch subwoofer is available for under a back hatch, and the 10-inch thin-profile enclosure is perfect for behind the seat or wherever space limitations exist. All enclosures are covered in plush, black carpeting with a custom embroidered logo.

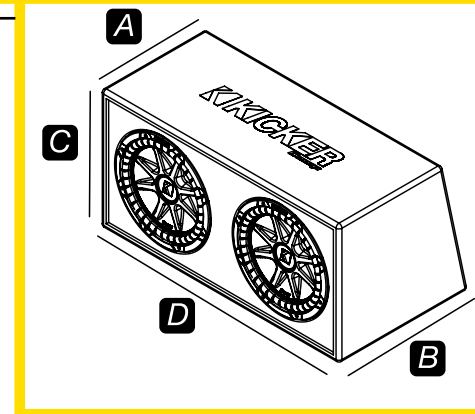
CompC Subwoofers build on the success of KICKER's original Competition Series from 1986. They are equipped with a lightweight, injection-molded polypropylene cone and tough, ribbed polyurethane surround built to eliminate flex and distortion. Simply place this powerhouse behind a seat, under a bench or in your trunk, and start Livin' Loud!

## POWER POINTS

- Factory-tuned with front-facing port for loudest bass
- Ribbed polyurethane surround and yellow stitching
- Two dual options (2 Ohm), one single (2-4 Ohm) and one thin-profile (2-4 Ohm)

speaker size: in, cm . power handling: watts RMS . impedance: Ohms . Power handling assumes typical music program with minimal clipping; varies with enclosure size. See your KICKER dealer for complete details. Based on measurements of 2 Ω models.

<b>DCompC12:</b>	<b>SIZE:</b> 12, 30	<b>TYPE:</b> DUAL	<b>POWER:</b> 600	<b>DIM A:</b> 14, 35.6	<b>DIM B:</b> 17-1/4, 43.8
	<b>DIM C:</b> 16, 40.6	<b>DIM D:</b> 31-7/8, 81	<b>IMPEDANCE:</b> 2		
<b>DCompC10:</b>	<b>SIZE:</b> 10, 25	<b>TYPE:</b> DUAL	<b>POWER:</b> 500	<b>DIM A:</b> 13-1/2, 34.3	<b>DIM B:</b> 16-1/4, 41.4
	<b>DIM C:</b> 14, 35.6	<b>DIM D:</b> 28, 71.1	<b>IMPEDANCE:</b> 2		
<b>VCompC12:</b>	<b>SIZE:</b> 12, 30	<b>TYPE:</b> SINGLE	<b>POWER:</b> 300	<b>DIM A:</b> 11-3/8, 28.9	<b>DIM B:</b> 14-1/2, 36.7
	<b>DIM C:</b> 16, 40.6	<b>DIM D:</b> 20, 50.8	<b>IMPEDANCE:</b> 2 or 4		
<b>TCompC10:</b>	<b>SIZE:</b> 10, 25	<b>TYPE:</b> THIN	<b>POWER:</b> 250	<b>DIM A:</b> 4-3/8, 11	<b>DIM B:</b> 7-7/8, 20
	<b>DIM C:</b> 15, 38.1	<b>DIM D:</b> 21-1/2, 54.6	<b>IMPEDANCE:</b> 2 or 4		



DCompC10



TCompC10



DCompC12



# COMP<sup>®</sup> SUBWOOFERS

Comp Subwoofers are loud, proud and affordable. And reliable. A Comp's heavy-duty magnet delivers precise frequency control, and its bumped back plate allows extended voice-coil range for even deeper bass. The high-temp voice coil is built for durability, even when exposed to extreme heat.

Signature white stitching creates a superior bond between the cone and surround, and the ribbed, UV-treated surround itself helps provide a strong outlet for distortion-free bass. Comp is the cornerstone of KICKER innovation – Spiralead™ tinsel leads, poly cones with 360-degree back bracing and perimeter venting all included.

## POWER POINTS

- Deep bass from a stiff injection-molded cone with back bracing
- Perimeter venting for sufficient cooling and extended use
- Quality stamped-steel basket for outstanding stability under stress

speaker size: in. . cm . power handling: watts RMS . impedance: Ohms . Power handling assumes typical music program with minimal clipping; varies with enclosure size. See your KICKER dealer for complete details. Based on measurements of 4Ω models.

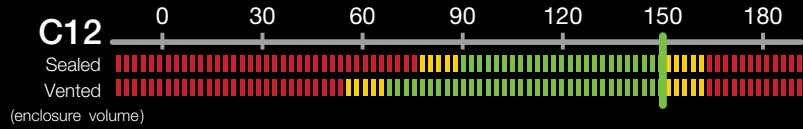
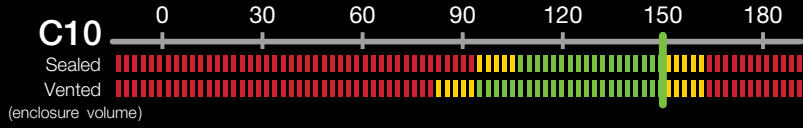
C15:	SIZE: 15, 38	POWER: 250	IMPEDANCE: 4 Ω SVC
C12:	SIZE: 12, 30	POWER: 150	IMPEDANCE: 4 Ω SVC
C10:	SIZE: 10, 25	POWER: 150	IMPEDANCE: 4 Ω SVC



Comp12



**KICKER POWER METER**

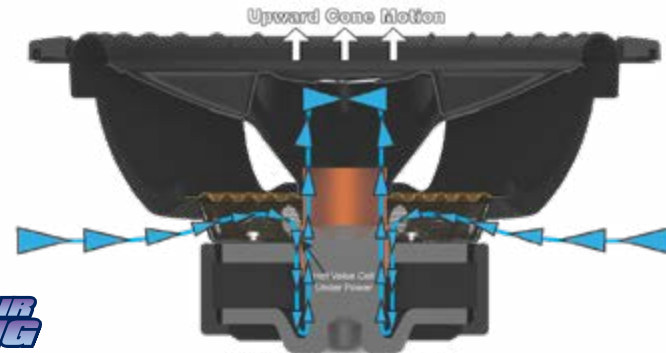


**RECOMMENDED AMP RMS POWER**



As Cone Moves Downward,  
Hot Air from Voice Coil is Forced out of the Woofer.

Now with  
**FORCED-AIR COOLING**



As Cone Moves Upward,  
Cool Outside Air is Drawn into Woofer Cooling Voice Coil .



# COMP® DOWN-FIRING LOADED ENCLOSURES

KICKER now equips our revolutionary down-firing enclosures with the legendary woofer. Available in 10- and 12-inch models, both Comp enclosures bump all day with 150 watts RMS. Engineered to be the perfect combination of pure low-end impact, affordability and convenience, the KICKER Comp Down-Firing Enclosure is at home in your trunk or cargo area - no grille required.



CompDF12



## POWER POINTS

- Reinforced cabinet with acoustic damping
- Rugged carpeting with embroidered logo
- Optimized, sealed enclosure with heavy internal bracing
- Pre-wired, 4-Ohm terminal

speaker size: in, cm . power handling: watts RMS . impedance: Ohms . Power handling assumes typical music program with minimal clipping; varies with enclosure size. See your KICKER dealer for complete details. Based on measurements of 4Ω models.

CompDF12: SIZE: 12, 30	POWER: 150	DIM A: 7-7/8, 19.5	DIM B: 7-7/8, 19.5	
	DIM C: 14-3/16, 36		DIM D: 22-7/8, 58	IMPEDANCE: 4
CompDF10: SIZE: 10, 25	POWER: 150	DIM A: 7-1/16, 17.9	DIM B: 7-1/16, 17.9	
	DIM C: 12-1/4, 31		DIM D: 20-11/16, 52.5	IMPEDANCE: 4

Now with  
**FORCED-AIR COOLING**

# COMP® LOADED ENCLOSURES

Comp Loaded Enclosures deliver big bass, custom made to fit your life, and your ride. With a powerful KICKER Comp sub behind the truck bench, Comp Sub Boxes deliver both convenience and raw power - all in one package.

Heavy MDF construction and thick internal bracing keep your enclosure pounding for years to come. Comp Enclosures include a custom-formed port to ensure you get our signature KICKER bump! Sleek black carpeting protects every enclosure, while preventing the box from shifting during travel.

## POWER POINTS

- Big-bass enclosures with heavy MDF construction and carpeting
- Deep bass from a stiff injection-molded cone with back bracing
- Dual 12-inch (2 Ohm), single 12-inch (4 Ohm) and thin-profile 10-inch (4 Ohm)

speaker size: in, cm . power handling: watts RMS . impedance: Ohms . Power handling assumes typical music program with minimal clipping; varies with enclosure size. See your KICKER dealer for complete details.

DC12: SIZE: 12, 30	POWER: 300	TYPE: DUAL	DIM A: 13-7/8, 35.2	DIM B: 17-1/4, 43.8
	DIM C: 16, 40.5		DIM D: 32-7/16, 82.3	IMPEDANCE: 2
VC12: SIZE: 12, 30	POWER: 150	TYPE: SINGLE	DIM A: 11-1/4, 28.5	DIM B: 14-5/8, 37.1
	DIM C: 16-1/8, 40.9		DIM D: 17-11/16, 44.8	IMPEDANCE: 4
TC10: SIZE: 10, 25	POWER: 150	TYPE: THIN	DIM A: 4-3/4, 12	DIM B: 7-11/16, 19.5
	DIM C: 13-3/4, 38.4		DIM D: 21-3/4, 55.1	IMPEDANCE: 4



DC12



TC10

Now with  
**FORCED-AIR COOLING**



# DOWN-FIRING ENCLOSURES FROM KICKER



L7TDF8



L7TDF10



L7TDF12



PTRTP12

PTRTP10



PTRTP10

PTRTP12







TRTP8



TRTP10



TRTP12



CVTDF12



CompDF12



# SUBWOOFERS

MODEL	CompGold15	CompGold12	CompGold10	SoloX L7X15	SoloX L7X12	SoloX L7X10
Size [in, cm]	15, 38	12, 30	10, 25	15, 38	12, 30	10, 25
Impedance [Ohms]	4 DVC	4 DVC	4 DVC	1 or 2 DVC	1 or 2 DVC	1 or 2 DVC
Rec. Amp Power [Watts RMS]	800	500	400	2000	2000	2000
Sensitivity [dB 1w/1m]	89.4	86.9	84.6			
Mounting Depth [in, cm]	7-15/16, 20.1	11, 27.9	5-1/4, 13.4	11-7/16, 34.7	10, 25.3	9-5/16, 23.6
Mounting Diameter [in, cm]	13-13/16, 35	5-3/4, 14.5	9-1/8, 23.1	13-11/16, 34.7	11-1/16, 28	9-5/16, 23.7
Min Sealed Box Vol [cu. ft, L]	1.8, 51	1, 28.32	0.8, 22.7			
Max Sealed Box Vol [cu. ft, L]	3.85	2, 56.64	1.25, 35.4			
Min Vented Box Vol [cu. ft, L]	3.85	1.75, 49.6	1.25, 35.4			
Max Vented Box Vol [cu. ft, L]	5, 142	2.25, 63.7	1.75, 49.6			

MODEL	L7S15	L7S12	L7S10	L7S8	L7R15	L7R12	L7R10	L7T12 Thin	L7T10 Thin	L7T8 Thin
Size [in, cm]	15, 38	12, 30	10, 25	8, 20	15, 38	12, 30	10, 25	12, 30	10, 25	8, 20
Impedance [Ohms]	2 or 4 DVC	2 or 4 DVC	2 or 4 DVC	2 or 4 DVC	2 or 4 DVC	2 or 4 DVC	2 or 4 DVC	2 or 4 DVC	2 or 4 DVC	2 or 4 DVC
Rec. Amp Power [Watts RMS]	1000	750	600	450	900	600	500	600	500	350
Sensitivity [dB 1w/1m]	88.6	86.9	85.9	82.4	88.05	86.7	85.9	86.54	85.98	84.835
Mounting Depth [in, cm]	8-11/16, 22.1	6-13/16, 17.3	6-1/4, 15.9	4-3/4, 12.1	8-3/8, 21.5	6-7/8, 17.4	6-1/8, 15.7	4-1/8, 9.5	3-3/4, 9.5	2-3/4, 7
Mounting Diameter [in, cm]	13-3/4, 34.9	11-1/16, 28.1	9-5/16, 23.7	7-1/4, 18.4	13-3/4, 34.9	11-1/16, 28.1	9-5/16, 23.7	11-1/16, 28.1	9-5/16, 23.7	7-3/8, 18.8
Min Sealed Box Vol [cu. ft, L]	2, 56.64	1.25, 35.4	1, 28.32	0.5, 14.16	1.5, 42.48	0.88, 24.92	0.66, 18.7	.55, 15.6	.4, 11.3	0.2, 5.66
Max Sealed Box Vol [cu. ft, L]	6, 170	2, 56.64	1.25, 35.4	0.75, 21.24	3, 85	2, 56.64	1, 28.3	1.25, 35.4	1.25, 28.3	.75, 21.2
Min Vented Box Vol [cu. ft, L]	3, 85	1.75, 49.6	1.25, 35.4	0.66, 18.69	3, 85	1.75, 49.6	1.25, 35.4	1.75, 49.6	1.25, 35.4	.8, 22.7
Max Vented Box Vol [cu. ft, L]	6, 170	3.25, 92	2.25, 63.7	1, 28.32	6, 170	3.25, 92	2.25, 63.7	2.25, 63.7	1.75, 49.6	1.2, 34



MODEL	Q-CLASS CompQ15	Q-CLASS CompQ12	Q-CLASS CompQ10	CompVX15	CompVX12	CompVX10	CompR15	CompR12	CompR10	CompR8	CompRT12 Thin	CompRT10 Thin	CompRT8 Thin	CompRT67 Thin
Size [in, cm]	15, 38	12, 30	10, 25	15, 38	12, 30	10, 25	15, 38	12, 30	10, 25	8, 20	12, 30	10, 25	8, 20	6-1/2, 16.5
Impedance [Ohms]	2 or 4 DVC	2 or 4 DVC	2 or 4 DVC	2 or 4 DVC	2 or 4 DVC	2 or 4 DVC	2 or 4 DVC	2 or 4 DVC	2 or 4 DVC	2 or 4 DVC	2 or 4 DVC	2 or 4 DVC	2 or 4 DVC	2 or 4 DVC
Rec. Amp Power [Watts RMS]	1100	850	700	1000	750	600	800	500	400	300	500	400	300	150
Sensitivity [dB 1w/1m]	88.6	86.2	85.7	91.6	87.1	85.7	89.4	86.9	84.6	82.1	85.5	84.8	81.8	82.6
Mounting Depth [in, cm]	8-15/16, 22.6	7-1/8, 18.1	6-3/8, 16.2	8-1/2, 21.5	6-11/16, 16.9	5-15/16, 15.1	7-15/16, 20	5-3/4, 14.6	5-1/4, 13.3	4-1/8, 10.5	3-3/4, 9.6	3-7/16, 8.8	2-11/16, 6.7	2-3/4, 7
Mounting Diameter [in, cm]	13-7/8, 35.2	11-1/16, 28.1	9-3/16, 23.4	13-13/16, 35	11-1/16, 28	9-3/16, 15.1	13-3/4, 35	11, 27.9	9-1/8, 23.1	7, 17.7	11, 27.9	9-1/8, 23.1	7, 17.7	5-5/8, 14.3
Min Sealed Box Vol [cu. ft, L]	1.5, 42.5	.88, 24.92	.66, 18.7	1.8, 51	1, 28.23	0.8, 22.7	1.8, 51	1.0, 28.3	0.8, 22.7	0.4, 11.3	0.55, 15.57	0.4, 11.3	0.2, 5.66	0.18, 5.1
Max Sealed Box Vol [cu. ft, L]	6, 169.9	2, 56.64	1.25, 35.4	5.2, 147	4.6, 130	3, 85	3.0, 85	2.0, 56.64	1.25, 35.4	1.0, 28.52	2.0, 56.64	1.25, 35.4	1.0, 28.32	0.75, 21.24
Min Vented Box Vol [cu. ft, L]	3, 85	1.75, 49.6	1.25, 35.4	3, 85	1.75, 49.6	1.25, 35.4	3.0, 85	1.75, 49.6	1.25, 35.4	0.8, 22.7	1.75, 49.6	1.25, 35.4	0.8, 22.7	-
Max Vented Box Vol [cu. ft, L]	6, 170	3.25, 92	2.25, 63.7	5, 142	2.25, 63.7	1.75, 49.6	5.0, 142	2.25, 63.7	1.75, 49.6	1.2, 34	2.25, 63.7	1.75, 49.6	1.2, 34	-

# SUBWOOFERS

MODEL	CompVR15	CompVR12	CompVR10	CompVT12 Thin	CompVT10 Thin	CompC15	CompC12	CompC10	CompC8	Comp15	Comp12	Comp10
Size [in, cm]	15, 38	12, 30	10, 25	12, 30	10, 25	15, 38	12, 30	10, 25	8, 20	15, 38	12, 30	10, 25
Impedance [Ohms]	2 or 4 DVC	2 or 4 DVC	2 or 4 DVC	2 or 4 SVC	2 or 4 SVC	4 SVC or DVC	4 SVC or DVC	4 SVC or DVC	4 SVC or DVC	4 SVC	4 SVC	4 SVC
Rec. Amp Power [W peak/RMS]	1000/500	800/400	700/350	800/400	700/350	800/400	600/300	500/250	400/200	500/250	300/150	300/150
Sensitivity [dB 1w/1m]	89.2	86.9	83.6	87.1	87.2	90.3	88.3	86.2	85.6	90.3	88.3	86.2
Mounting Depth [in, cm]	8-3/16, 20.7	6-1/4, 15.9	5-1/2, 14	4-3/8, 11.1	4-1/4, 10.8	7, 17.7	5-7/16, 13.8	4-13/16, 12.2	3-7/8, 9.8	7-7/16, 18.9	5-7/8, 14.8	5-1/16, 12.8
Mounting Diameter [in, cm]	13-11/16, 34.7	11, 27.8	9-3/16, 23.3	11, 28.1	9-3/16, 23.3	13-3/4, 35	11, 27.9	9-3/16, 23.3	7, 17.7	13-11/16, 34.7	11, 27.9	9-1/8, 23.1
Min Sealed Box Vol [cu. ft, L]	1.8, 51	1, 28.3	0.8, 22.7	1, 28.3	0.8, 22.7	2.25, 63.7	1.25, 35.4	1.0, 28.3	0.5, 14.2	2.25, 63.7	1.25, 35.4	1, 28.3
Max Sealed Box Vol [cu. ft, L]	5.2, 147	4.6, 130	3, 85	4.6, 130	3, 85	5.0, 141.6	3.5, 99.1	2.4, 68	1.2, 34	5, 141.6	3.5, 99.1	2.4, 68
Min Vented Box Vol [cu. ft, L]	3, 85	1.75, 49.6	1.25, 35.4	1.75, 49.6	1.25, 35.4	3.0, 85	1.75, 49.6	1.25, 35.4	0.66, 18.7	3, 85	1.75, 49.6	1.25, 35.4
Max Vented Box Vol [cu. ft, L]	5, 142	2.25, 63.7	1.75, 49.6	2.25, 63.7	1.75, 49.6	4.0, 113.3	2.25, 63.7	1.75, 49.6	1.2, 34	4, 113.3	2.25, 63.7	1.75, 49.6

# POWERED SUBS

Model	PTRTP12	PTRTP10	HS8 HIDEAWAY	HS10 HIDEAWAY
Subwoofer (in, cm)	12, 30	10, 25	8, 20	10, 25
RMS power (watts), 14.4V	500	400	150	180
Frequency response (Hz)	25-120	25-120	25-120	25-120
Crossover	12dB/octave low pass at 50-120Hz	12dB/octave low pass at 50-120Hz	12dB/octave low pass at 50-120Hz;	12dB/octave low pass at 50-120Hz;
Subsonic filter	12dB/octave Highpass @ 25Hz	12dB/octave Highpass @ 25Hz	24dB/octave high pass at 25Hz	24dB/octave high pass at 25Hz
Phase switch	0°/180°	0°/180°	0°/180°	0°/180°
Input sensitivity:	Low level 125mV-5V	Low level 125mV-5V	Low level 125mV-5V	Low level 250mV-10V
	High level 1V-40V	High level 1V-40V	High level 250mV-10V	High level 1V-40V
KickEQ boost	variable to +6dB @ 40Hz	variable to +6dB @ 40Hz	variable to +6dB @ 40Hz	variable to +6dB @ 40Hz
Remote bass	included	included	included	included
Box Depth (in, cm)	14-5/8, 37	13-1/4, 33.5	13-7/8, 35.2	14, 35.4
Box Height (in, cm)	6-1/8, 15.6	5-5/8, 14.2	3-1/8, 7.94	3-1/8, 8.1
Box Width (in, cm)	27-1/2, 70	25-5/8, 65	9-3/8, 23.8	10-3/8, 26.3
Weight (lbs, kg)	32, 13.6	29, 13.2	9.4, 4.3	11.4, 5.2



# LOADED ENCLOSURES

MODEL	TL7S10	VL7S12	DL7S12
Type	thin-profile	single	dual
No. of Woofers/Size (in, cm)	[1] 10, 25	[1] 12, 30	[2] 12, 30
Impedance (Ohms)	2	2	2
Rec. Amplifier Power [Watts RMS]	600	750	1500
Sensitivity (dB 1w/1m)	85.9	86.9	89.9
Box Top Depth (in, cm)	6-11/16, 16.9	14-11/16, 37.2	16-3/8, 41.5
Box Bottom Depth (in, cm)	10, 25.4	18, 45.7	19-9/16, 49.7
Box Height (in, cm)	15, 38.1	16, 40.6	16, 40.6
Box Width (in, cm)	21-1/2, 54.6	18-3/4, 47.5	32-3/8, 82.2
Tuning Frequency (Hz)	34	33	30

MODEL	L7R QUAD BOX	DL7R12	VL7R12	TL7R10	VL7R10	L7TDF12	L7TDF10	L7TDF8	TL7T12	TL7T10	TL7T8
Type	quad box	dual	single	thin	single	downfire	downfire	downfire	thin	thin	thin
No. of Woofers/Size (in, cm)	[4] 12, 30	(2) 12, 30	(1) 12, 30	(1) 10, 25	(1) 10, 25	(1) 12, 30	(1) 10, 25	(1) 8, 20	(1) 12, 30	(1) 10, 25	(1) 8, 20
Impedance (Ohms)	2 Per terminal cup	2	2	2	2	2	2	2	2	2	2
Rec. Amplifier Power [Watts RMS]	2400	1200	600	500	500	600	500	350	600	500	350
Sensitivity (dB 1w/1m)	98	95	94	88	88.8	82.1	84.1	86.1	86.1	84.1	83.1
Box Top Depth (in, cm)	28, 71.12	15-1/4, 38.7	8-1/2, 21.7	6-1/2, 16.4	8-1/4, 21	6-1/2, 16.7	6-1/8, 15.6	5-1/8, 13.2	4-3/8, 11.2	4-3/8, 11.3	3-5/8, 9.2
Box Bottom Depth (in, cm)	28, 71.12	20-3/8, 51.8	14-7/8, 37.8	10, 25.4	13-7/8, 35.1	6-1/2, 16.7	6-1/8, 15.6	5-1/8, 13.2	7-3/4, 19.6	7-1/4, 18.5	6-1/4, 16
Box Height (in, cm)	20-1/4, 51.4	15-7/8, 40.2	15, 38.1	15, 38.1	13, 33	15, 38	14-3/8, 36.5	13-3/8, 34	13-3/4, 35	12, 30.4	11-1/4, 28.5
Box Width (in, cm)	35-7/8, 91.2	33-3/4, 85.7	27, 71.1	21-1/2, 54.6	24, 61	23-7/8, 60.5	23-3/8, 59.5	23, 58.5	21-1/2, 54.6	20-1/4, 51.5	19-5/8, 50
Tuning Frequency (Hz)	N/A	31	33	34	33	N/A	N/A	N/A	N/A	N/A	N/A

MODEL	TB10	TB8	DCompR12	DCompR10	VCompR12	TRTP12	TRTP10	TRTP8	TCompRT12	TCompRT10	TCompRT8	TCompRT67
Type	tube	tube	dual	dual	single	down-fire	down-fire	down-fire	thin-profile	thin-profile	thin-profile	thin-profile
No. of Woofers/Size (in, cm)	10,25	8, 20	(2) 12, 30	(2) 10, 25	(1) 12, 30	[1] 12, 30	[1] 10, 25	[1] 8, 20	[1] 12, 30	[1] 10, 25	[1] 8, 20	[1] 6-3/4, 16.5
Impedance (Ohms)	2 or 4	2 or 4	2	2	2	2	2	2	2	2	2	2
Rec. Amp Power (Watts RMS)	400	300	1000	800	500	500	400	300	500	400	300	150
Sensitivity (dB 1w/1m)	85.7	84.4	98	96.5	95	98	96.5	85.5	98	96.5	85.5	85
Box Top Depth (in, cm)	-	-	14, 35.6	14-1/2, 36.8	11-1/4, 28.5	14 5/8, 37	13 1/4, 33.5	12 1/4, 31	3-1/2, 8.9	3-7/16, 8.8	3-9/16, 9	3-5/16, 8.5
Box Bottom Depth (in, cm)	16-9/16, 42.1	12-7/8, 32.8	17-1/4, 43.8	17-5/16, 43.9	14-7/16, 36.7	14 5/8, 37	13 1/4, 33.5	12 1/4, 31	7, 17.7	6-9/16, 16.7	6-7/16, 16.4	5-11/16, 14.5
Box Height (in, cm)	Vert. Mount: 17-1/16, 43.4; Horiz. Mount: 10-3/4, 27.3	Vert. Mount: 13-7/16, 34.1; Horiz. Mount: 8-5/8, 21.9	16, 40.6	14, 35.6	16, 40.6	6 1/8, 15.6	5 5/8, 14.2	5 3/8, 13.8	13-1/2, 34.3	11-13/16, 30	11-7/16, 29.1	10, 25.4
Box Width (in, cm)	10-5/8, 27	8-1/2, 21.6	32-3/8, 82.3	28-7/16, 72.3	18-3/8, 46.6	27 1/2, 70	25 5/8, 65	23 5/8, 60	27, 68.5	23-1/4, 59.1	19-5/16, 49	15-1/4, 38.7
Tuning Frequency (Hz)	31	31	33	37	36	35	42	49	35	42	49	52

# LOADED ENCLOSURES

MODEL	VCVR12	DCVR12	CVTDF12	CVTDF10	DCompC12	DCompC10	VCompC12	TCompC10
Type	single	dual	down fire	down fire	dual	dual	single	thin-profile
No. of Woofers/Size (in, cm)	(1) 12, 30	(2) 12, 30	(1) 12, 30	(1) 10, 25	(2) 12, 30	(2) 10, 25	(1) 12, 30	(1) 10, 25
Impedance (Ohms)	2	2	2	2	2	2	2 or 4	2 or 4
Rec. Amp Power (Watts peak/RMS)	800/400	1600/800	800/400	700/350	1200/600	1200/600	600/300	600/300
Sensitivity (dB 1w/1m)	95.0	98.0	98.3	96.5	99.9	98.4	95.3	93.8
Box Top Depth (in, cm)	11 3/8, 28.9	14, 35.6	6-3/8, 16.3	6-1/4, 15.9	14, 35.6	13-1/2, 34.3	11-1/4, 28.5	4, 10.2
Box Bottom Depth (in, cm)	14 1/2, 36.8	17-1/4, 43.8	6-3/8, 16.3	6-1/4, 15.9	17-1/4, 43.8	16-1/4, 41.4	14-1/2, 36.7	7-5/8, 19.4
Box Height (in, cm)	16, 40.6	16, 40.6	14-5/8, 37	13-1/4, 33.5	16, 40.6	14, 35.6	16, 40.6	15, 38.1
Box Width (in, cm)	23, 58.4	32-3/8, 82.2	21-3/8, 54.3	19-1/8, 48.5	31-7/8, 81	28, 71.1	17, 43.2	21-1/2, 54.6
Tuning Frequency (Hz)	30	31	N/A	N/A	31	35	30	35

MODEL	DC12	VC12	TC10	CDF12	CDF10
Type	dual	single	thin-profile	down fire	down fire
No. of Woofers/Size (in, cm)	[2] 12, 30	[1] 12, 30	[1] 10, 25	[1] 12, 30	[1] 10, 25
Impedance (Ohms)	2	4	4	4	4
Rec. Amp Power (Watts peak/RMS)	600/300	300/150	300/150	300/150	300/150
Sensitivity (dB 1w/1m)	99.9	95.3	93.8	92.3	90.8
Box Top Depth (in, cm)	13-7/8, 35.2	11-1/4, 28.5	4-3/4, 12	7-7/8, 19.5	11-1/4, 28.5
Box Bottom Depth (in, cm)	17-1/4, 43.8	14-5/8, 37.1	7-11/16, 19.5	6-15/16, 17.5	14-5/8, 37.1
Box Height (in, cm)	16, 40.5	16-1/8, 40.9	13-3/4, 38.4	16, 40.5	16-1/8, 40.9
Box Width (in, cm)	32-7/16, 82.3	17-11/16, 44.8	21-3/4, 55.1	22-7/8, 58	17-11/16, 44.8
Tuning Frequency (Hz)	31	32	34	N/A	N/A




# GRILLES & SPEAKER RINGS

PROTECTION AND STYLE MADE PERFECTLY FOR YOUR KICKER SUBS AND SPEAKERS



## LED SQUARE SUB GRILLES

LED Square (10 and 12 inch only) – Protect your L7s in style! A duo of grille finishes (charcoal/white) and seven awesome LED colors create a mood as unique as you are. (fits L7S / L7R / L7T)



## STAR SQUARE SUB GRILLES

Star Square (fits L7S / L7R / L7T) - Square grilles accessorize and protect your subwoofers. Constructed from powder-coated aluminum.



## STAR ROUND SUB GRILLES

Star Round (fits CompVX / CompVR / CompVT / Comp) - Classic "star" round-sub grilles fit almost all models of KICKER classic round woofers.



## COMPR ROUND SUB GRILLES

CompR (fits CompR / CompRT / CompC) – Your CompR subs are covered by stylish grilles with thick ABS plastic construction and custom bolt-hole covers.



## KLSR® LED SPEAKER RINGS

Light up the night with these multi-color LED rings! Easily mountable behind your speakers or subwoofers, these round, weatherproof, half-inch spacer rings come equipped with seven standard color options.

Expand your palette to 20 colors and 19 lighting modes with the optional KMLC LED Remote Controller (sold separately).

## POWER POINTS

- Add custom accent LEDs to your audio system
- Perfect for your vehicle, boat or UTV
- Adjust the color to fit your theme

KLSR12:	SIZE: 12, 30	TYPE: SINGLE
KLSR10:	SIZE: 10, 25	TYPE: SINGLE
KLSR8:	SIZE 8, 20	TYPE: PAIR
KLSR65:	SIZE: 6.5, 16	TYPE: PAIR

**20 POSSIBLE COLORS  
AND 19 MODES\***

\*using the KMLC LED Controller (sold separately)



# ***SPEAKERS***



Photo courtesy of Ringbrothers





**KICKER SPEAKERS ARE MADE TO DELIVER INCREDIBLE SONIC ACCURACY AND CONCERT-LEVEL VOLUME. MADE TO FIT SEAMLESSLY IN NEARLY EVERY VEHICLE ON THE ROAD TODAY, THESE DRIVERS DON'T JUST FIT YOUR RIDE. THEY FIT YOUR LIFE.**

## ST-SERIES PA-STYLE MIDRANGE SPEAKERS

Made with KICKER's signature square design, the ST "Street"-Series is perfect for competition-level SPL systems. Engineered to be loud and exceptionally clear, our ST-Series of midbass/midrange PA drivers are perfect for balancing the instruments and voices with large, high-output subwoofers in your system.

Armed with extraordinarily smooth output across a wide acoustic range, these seven and nine-inch ST pro-audio drivers are voiced specifically for clear, clean music without harshness, even with extremely high output levels. Featuring pressed pulp cones, treated cloth surrounds and heavy ferrite magnets, the Street Series woofers deliver big volume with high sensitivity and up to 300 watts RMS\* power handling.



ST3TW

## ST-SERIES BULLET TWEETERS

You want clean, clear vocals – no matter how loud the bass is. KICKER's Street-Series Bullet Tweeters are the answer. Perfect for competition-level SPL systems, these tweeters deliver smooth, loud detail to cut through bass like a knife through butter.

Install them flush or use the included trim bezel to surface-mount almost anywhere! Field-replaceable rebuild kits available and sold separately.



## POWER POINTS

- Custom-designed by KICKER engineers with extreme power handling and efficiency
- Made for competition-level SPL systems
- Tweeter uses horn-reinforced aluminum diaphragm for ultimate output
- Field-replaceable voice-coil assembly available for tweeter

speaker size: in, mm . power handling: watts RMS . frequency response in Hz . Power handling assumes typical music program with minimal clipping. See your KICKER dealer for complete details. Based on measurements of 4Ω models.

### MIDRANGES

ST7MR:	SIZE: 7, 180	POWER: 250	IMPEDANCE: 4 or 8	FREQ: 80-7.5k
ST9MR:	SIZE: 9, 230	POWER: 300	IMPEDANCE: 4 or 8	FREQ: 80-5.5k

### BULLET TWEETERS

ST3TW:	SIZE: 1, 25	POWER: 100	FREQ: 3.5k-20k
ST4TW:	SIZE: 1-1/2, 38	POWER: 100	FREQ: 3k-20k

**RECONE KITS AVAILABLE FOR THE BULLET TWEETERS**



## QS-SERIES PREMIUM MATCHED COMPONENT SYSTEMS

When it comes to pure, absolute mobile audio, the QS-Series Matched Component System stands alone. No blend of high- and mid-frequencies in any vehicle compares. Stunning midrange drivers, tonally precise tweeters and a superior crossover network come together to form a musical fusion unlike any other on the road.

“These are the best sounding KICKER speakers,” said KICKER President Steve Irby. “(QS) has the most extended low bass, the smoothest high frequencies and the most dynamic performance.”

The QS-Series is made available as two system packs – the QSS67 featuring a pair of 6-3/4-inch (165mm) woofers and the QSS65 with 6-1/2-inch (160mm) woofers. Each system includes large 1-3/16-inch (30mm) tweeters considered among the industry’s finest, and cast-aluminum crossovers designed specifically for exceptional audio.

QS midrange woofers emphasize a cutting-edge Tri-Tech™ cone, a straight efficient cone that consists of a woven carbon-poly facing, an ultra-rigid foam core, and a second carbon-poly backing sandwiched together for maximum internal damping and unrivaled sound. Tri-Tech works with a variably-thick surround to furnish increased cone area, volume and efficiency. The lightweight voice coil, made up of copper-clad aluminum wire densely wound for peak power handling, provides minimum mass for maximum efficiency. It’s wrapped around a T-cut pole piece and copper shorting ring to provide smooth frequency response with negligible harmonic distortion. Finally, a dual-wave spider and woven-in, spiral tinsel leads work inside a cast-aluminum basket with gold-plated terminals large enough to accept 12-gauge wire.



KICKER’s patented, high-performance QS tweeters employ DuPont® Teton® domes, dual neodymium magnets and large back enclosures to re-create a wide range of high frequencies. They feature multiple mounting options, including flush, angled, ring or coaxial, the latter that allows an installer to remove the bullet-shaped, aluminum phase plugs from the woofers’ centers and screw in special adapters for the tweeters.

The crossovers are bi-amplification capable and utilize Mylar® capacitors, high-powered resistors and audiophile-grade air-core inductors for producing ultimate sound in a mobile system. Reliable, output-level jumpers are used for the most desirable match of tweeters with woofers.

### POWER POINTS

- Audiophile-quality component set for demanding listeners
- Three-layer Tri-Tech™ woofer cones in cast-aluminum baskets
- 30mm DuPont® Teton®-domed tweeters
- Crossovers bi-amp capable with Mylar® capacitors and high-powered resistors

speaker size: in, mm . power handling: watts RMS . frequency response in Hz . Power handling assumes typical music program with minimal clipping. See your KICKER dealer for complete details. Based on measurements of 4Ω models.

QSS67: WOOFER: 6-3/4, 165	TWEETER: 1-3/16, 30	POWER: 100	FREQ: 40-22k
QSS65: WOOFER: 6-1/2, 160	TWEETER: 1-3/16, 30	POWER: 90	FREQ: 50-22k




QSS67

WHILE  
SUPPLIES  
LAST



**PAIR THE QS-SERIES  
PREMIUM MATCHED  
COMPONENTS WITH THE  
L7S SUBWOOFER FOR A  
POWERFUL SYSTEM**



## KSS269 2-WAY COMPONENT SYSTEM WITH MID-TWEETERS

The KSS269 2-Way Component System features 2-3/4" mid-tweeters with 6 x 9" woofers for a perfect fit in select GM®, Ford®, Chrysler® and select Asian import models. Included with the KSS269 is a trio of adapter rings, allowing the speaker to drop-in fit in any factory 2-3/4" or 3-1/2" location without modifications.

An easily mountable crossover network is included – convenient in-line crossovers that provide versatile fitment in most any door or dash location.

### POWER POINTS

- Matched component-system upgrade brilliantly replaces factory sound
- New size pairing (6x9" with 2-3/4") to fit many vehicle models
- Superior mid-bass response and accurate musical reproduction

speaker size: in, cm . power handling: watts PEAK/RMS . impedance: Ohms . Power handling assumes typical music program with minimal clipping; varies with enclosure size. See your KICKER dealer for complete details. Based on measurements of 4Ω models.

**KSS269: WOOFER: 6x9, 160x230 TWEETER: 2.75, 70 POWER: 200/100 FREQ: 30-20K**





Photo courtesy of Emma Suave, Detroit Steel Wheel Co.

# KS-SERIES HIGH-POWER COMPONENT SYSTEMS

KS-Series Component Systems are stunning and accurate upgrades with extraordinary mounting flexibility. Powerful magnets and EVC™ (Extended Voice-Coil) technology give you deep, smooth bass with flexible mounting options to let you experience your music as a true component system with separate tweeters, or even as a high-end coaxial system. You get superior sound quality and outstanding power handling, no matter what music you play.

All five sizes of KS-Series Component Systems easily convert to a coaxial configuration. The woofers' removable, bullet-style phase plug is replaced with a special adapter, allowing the 25mm silk-dome tweeters to rotate and tilt. You get more system design options and superior off-axis performance.

Mounting a tweeter in the perfect location just got easier. In addition to the coaxial options, you can surface-mount the tweeter, angle it in a custom direction, or use the articulating tweeter pod to get the perfect imaging and soundstage you need.

An easily mountable crossover network is included with every KS system. Now under four inches wide and one inch tall, these crossovers fit nearly anywhere and include a three-position tweeter attenuation switch for dialing in high frequencies. A sophisticated incandescent protection circuit (IPC) is also included to protect against excessive power or distortion to the tweeter.

All KS-Series woofers feature an ultra-slim mounting depth to easily fit in most factory speaker locations. The high-performance woofers utilize internally dampened polypropylene cones and tough rubber surrounds for outstanding midrange detail and pounding bass.

## POWER POINTS

- Re-voiced for improved smoothness and overall sound quality
- Smaller crossover makes installation even easier
- Flexible mounting options for the silk-dome tweeter

speaker size: in. cm . power handling: watts PEAK/RMS . impedance: Ohms . Power handling assumes typical music program with minimal clipping; varies with enclosure size. See your KICKER dealer for complete details. Based on measurements of 4Ω models.

KSS690:	WOOFER: 6x9, 160x230	TWEETER: 1, 25	POWER: 300/150	FREQ: 30-21K
KSS680:	WOOFER: 6x8, 160x200	TWEETER: 1, 25	POWER: 250/125	FREQ: 35-21K
KSS670:	WOOFER: 6-3/4, 165	TWEETER: 1, 25	POWER: 250/125	FREQ: 35-21K
KSS650:	WOOFER: 6-1/4, 160	TWEETER: 1, 25	POWER: 250/125	FREQ: 35-21K
KSS50:	WOOFER: 5-1/4, 130	TWEETER: 1, 25	POWER: 200/100	FREQ: 38-21K



KSS650



KSS650





KSS50

**FLEXIBLE MOUNTING OPTIONS THAT FIT FACTORY SPEAKER LOCATIONS**





# CS-SERIES PERFORMANCE COMPONENT SYSTEMS

Our CS-Series Component Systems are designed for easy installation in nearly any vehicle with legendary KICKER performance and durability. The smooth midranges and impactful highs complete an outstanding musical experience in any vehicle, without tapping new holes or interfering with the window mechanism. KICKER achieves this with reduced woofer mounting depth and a smaller footprint on its two-way crossovers. New steel-mesh grilles always prevent outer damage to your drivers.

Easily customize your sound with a smooth 12dB/octave slope and three-position, tweeter adjustment (0dB/+3dB/+6dB), included in each crossover. The optimized footprint means great sound with hassle-free installation, no matter where you mount it!

Superb woofer design guarantees a significant upgrade in sound from a dull factory speaker system. Phase plugs eliminate distortion for utmost clarity and accuracy. Reliable, heavy-duty motor structures deliver remarkable bass response and the smoothest midrange using sturdy polypropylene cones, ribbed UV-treated surrounds and EVC™ (Extended Voice Coil) technology. The result is precise linear excursion with stunning musical realism. Use the flush, angled or surface-mount tweeter pods to perfect your imaging with a sophisticated new look.

## POWER POINTS

- Factory upgrade and performance at a great price
- Optimized woofer magnet size to fit nearly every car made
- Three tweeter mounting options for a proper acoustic direction

speaker size: in, cm . power handling: watts PEAK/RMS . impedance: Ohms Power handling assumes typical music program with minimal clipping; varies with enclosure size. See your KICKER dealer for complete details. Based on measurements of 4Ω models.

CSS69:	WOOFER: 6x9, 160x230	TWEETER: 3/4, 20	POWER: 450/150	FREQ: 30-21k
CSS68:	WOOFER: 6x8, 160x200	TWEETER: 3/4, 20	POWER: 225/75	FREQ: 40-21k
CSS67:	WOOFER: 6-3/4, 165	TWEETER: 3/4, 20	POWER: 300/100	FREQ: 35-21k
CSS65:	WOOFER: 6-1/2, 160	TWEETER: 3/4, 20	POWER: 300/100	FREQ: 35-21k



CSS69



CSS69



CSS65



CSS69

# QS-SERIES NEODYMIUM COAXIAL POINT-SOURCE SPEAKERS

High-end QS-Series Point-Source Coaxial Speakers with neodymium magnets are a purist's delight. Built to the highest acoustic standards, this bi-amp capable driver includes an innovative tweeter and cone design for a smooth frequency response, while an 18dB crossover with built-in tweeter protection and neodymium tweeter magnet all work together to ensure outstanding overall sound quality. All this is included in a driver that easily mounts behind your grille for a flawless factory look.

The 6.75 and 6x9-inch speakers fit a host of factory locations, and include adapter rings for several more. The QSC67 includes adapters to fit 6-inch, 6.5-inch and 6.75-inch applications, while the QSC69 includes adapters for hard-to-fit truck applications.

The QS-Series Coaxials' 25mm silk-dome tweeter utilizes a point-source design, featuring a tweeter placed in the center of the voice coil, along with a custom wave guide. The result is near-perfect phase alignment and outstanding sonic clarity.

Woofer-cone nirvana is achieved by the QS-Series' light, stiff material that's responsive to every watt an amplifier delivers. QS-Series drivers achieve this acoustic echelon by using a curvilinear polypropylene, impregnated with carbon fiber. An MBR rubber surround is an ideal material to provide superior damping characteristics, and complemented by KICKER's signature blue, double-surround stitching.

A high-quality 18dB crossover with built-in tweeter protection ensures only the ideal frequencies reach the silk domes for next-level sonic accuracy. Designed for easy installation and excellent sound quality, QS-Series crossovers are optimized for size and bi-amplification capability. Utilizing Mylar® capacitors, high-powered resistors and audiophile-grade air-core inductors, they produce unprecedented sound quality available in a mobile system.

## POWER POINTS

- Point-source coaxial design with custom waveguide
- Carbon-fiber, impregnated poly woofers with Teteron®-dome tweeters
- External 18dB crossover with audiophile-grade components
- Bi-amplification capable
- Lightweight, powerful neodymium motor structure

speaker size: in . mm . power handling: watts RMS . frequency response in Hz . Power handling assumes typical music program with minimal clipping. See your KICKER dealer for complete details. Based on measurements of 4Ω models.

QSC67: WOOFER: 6-3/4, 165 TWEETER: 1, 25 POWER: 100 FREQ: 40-20k  
 QSC69: WOOFER: 6x9, 160x230 TWEETER: 1, 25 POWER: 100 FREQ: 30-20k



QSC67




QSC69

WHILE  
SUPPLIES  
LAST



**QS-SERIES PREMIUM  
COAXIALS BRING  
YOUR SYSTEM TO  
THE NEXT LEVEL**



## KS-SERIES HIGH-POWER COAXIAL DRIVERS AND 3-WAY

KS-Series Speakers are a serious upgrade from factory speakers. KS-Series Speakers now have mostly zero (some minimal) tweeter protrusion for a perfect fit in almost every vehicle on the road today. KICKER combines high power handling with outstanding sonic performance, and the KS-Series gives you the kind of high output and dynamic sound you expect from the leader in mobile audio.

KICKER KS-Series Coaxials let you play at concert-like volume, yet maintain the smoothness and subtlety to please even the most selective ear. Internally dampened polypropylene cones and durable rubber surrounds assist the woofers in creating precise midrange and bass, while high-quality silk-dome tweeters deliver natural, detailed highs.

KICKER makes great sound easy to install, even in the most modern vehicles. Featuring zero or minimal tweeter protrusion and a thin-profile woofer design, KS-Series Coaxial Speakers easily fit behind almost any factory grille, without interfering with factory-door components. The tweeters also include a beneficial auto-reset, poly-switch to offer protection from excessive power and distortion.

Added to the lineup, the KSC270 comes with three custom bracketing options, built specifically to fit in today's GM®, Chrysler®, Subaru®, Toyota® and Jeep® factory speaker locations.

KSC6930 3-Way Speakers have a robust, 1-inch (25mm) silk midrange driver and 20mm silk tweeter for even better sonic detail and zero tweeter protrusion for an aftermarket sound behind factory grilles.



KSC670



KSC680



## POWER POINTS

- Preferred upgrade over factory sound
- Fits most all vehicles
- Superior bass response and accurate musical reproduction
- Silk-dome tweeters for smooth, detailed sound

Speaker size: in, cm . power handling: watts PEAK/RMS . impedance: Ohms . Power handling assumes typical music program with minimal clipping; varies with enclosure size. See your KICKER dealer for complete details. Based on measurements of 4Ω models.

KSC270:	WOOFER: 2-3/4, 70	TWEETER: NONE	POWER: 100/50	FREQ: 300-20k	
KSC350:	WOOFER: 3-1/2, 89	TWEETER: 1/2, 13	POWER: 100/50	FREQ: 80-20k	
KSC40:	WOOFER: 4, 100	TWEETER: 1/2, 13	POWER: 150/75	FREQ: 60-20k	GRILLES
KSC4100:	WOOFER: 4x10, 100x250	TWEETER: 1/2, 13	POWER: 150/75	FREQ: 45-20k	
KSC460:	WOOFER: 4x6, 100x160	TWEETER: 1/2, 13	POWER: 150/75	FREQ: 50-20k	
KSC50:	WOOFER: 5-1/4, 130	TWEETER: 3/4, 20	POWER: 150/75	FREQ: 45-21k	
KSC650:	WOOFER: 6-1/2, 160	TWEETER: 3/4, 20	POWER: 200/100	FREQ: 43-21k	GRILLES
KSC670:	WOOFER: 6-3/4, 165	TWEETER: 3/4, 20	POWER: 200/100	FREQ: 40-21k	GRILLES
KSC680:	WOOFER: 6x8, 160x200	TWEETER: 3/4, 20	POWER: 150/75	FREQ: 45-21k	
KSC690:	WOOFER: 6x9, 160x230	TWEETER: 1, 25	POWER: 300/150	FREQ: 30-21k	GRILLES
KSC6930:	WOOFER: 6x9, 160x230	TWEETER: 3/4, 20	POWER: 300/150	zFREQ: 30-21k	GRILLES
		MID: 1, 25			

## KSC50 COAXIAL GRILLES

If you like your KICKER 5.25-inch Coaxial Speakers to have some protection while looking good, these grilles are for you!

(sold separately)



# CS-SERIES PERFORMANCE COAXIALS AND 3-WAY

By drastically reducing the mounting depth, CS-Series Coaxial and Three-Way Speakers will fit in nearly every make and model of vehicle on the road today. The CS-Series design also features near-zero tweeter protrusion, so your speakers fit perfectly behind factory grilles. This simple, drop-in solution delivers acclaimed KICKER performance and durability with outstanding value, while its steel-mesh grilles (shipped with as needed) protect your speakers with a unique style.

CS-Series Coaxials deliver remarkable performance and ultra-clean bass with a heavy-duty motor/magnet structure not found in stock speakers. EVC™ (Extended Voice Coil) technology, polypropylene cones and tough, UV-treated surrounds provide precise linear excursion and outstanding reliability, even in high heat and direct sunlight. Lightweight, 13mm poly-imide dome tweeters offer superb clarity and volume, helping each coaxial pair provide substantially higher power and superior sound over factory drivers.

The rugged 6x9-inch, 3-way speaker is especially cool. With a massive 450-watt peak power rating, this triaxial driver gives you extraordinary volume, while the integrated 2-inch midrange driver and dedicated tweeter give you crisp, accurate details for the realism you crave.



CSC67



## POWER POINTS

- Reduced-depth baskets fit nearly every car made
- EVC™ (Extended Voice Coil) in woofers for deeper bass
- Zero-protrusion tweeters (most models) allow use of factory grilles

speaker size: in, cm . power handling: watts PEAK/RMS . impedance: Ohms Power handling assumes typical music program with minimal clipping; varies with enclosure size. See your KICKER dealer for complete details. Based on measurements of 4Ω models.

CSC35:	WOOFER: 3-1/2, 89	TWEETER: 1/2, 13	POWER: 90/30	FREQ: 80-20k		
CSC44:	WOOFER: 4, 100	TWEETER: 1/2, 13	POWER: 150/50	FREQ: 60-20k	GRILLES	
CSC464:	WOOFER: 4x6, 100x160	TWEETER: 1/2, 13	POWER: 150/50	FREQ: 50-20k		
CSC4104:	WOOFER: 4x10, 102x254	TWEETER: 1/2, 13	POWER: 225/75	FREQ: 45-20k	GRILLES	
CSC54:	WOOFER: 5-1/4, 130	TWEETER: 1/2, 13	POWER: 225/75	FREQ: 45-20k	GRILLES	
CSC654:	WOOFER: 6-1/2, 160	TWEETER: 1/2, 13	POWER: 300/100	FREQ: 40-20k	GRILLES	
CSC674:	WOOFER: 6-3/4, 165	TWEETER: 1/2, 13	POWER: 300/100	FREQ: 40-20k	GRILLES	
CSC684:	WOOFER: 6x8, 160x200	TWEETER: 1/2, 13	POWER: 225/75	FREQ: 45-20k		
CSC6934	WOOFER: 6x9, 160x230	TWEETER: 1/2, 13	MID: 2, 50	POWER: 450/150	FREQ: 30-20k	GRILLES



CSC68



CSC4104





Photo courtesy of NotStock Photography

# DS-SERIES COAXIALS AND 3-WAY

DS-Series thin-profile coaxial speakers fit perfectly in your factory speaker location. The midrange woofer's stiff, UV-treated polypropylene cones and acoustic-foam ribbed surrounds provide optimal performance that lasts for years.

DS-Series coaxials boast a universal fit in nearly every vehicle on the road today. A zero-protrusion tweeter behind the grilles makes for an easy installation. They feature EVC™ (Extended Voice Coil) for increased acoustic range.

## POWER POINTS

- Drop-in coaxial upgrade over factory sound
- Designed to fit virtually every make and model of vehicle
- Acclaimed KICKER performance and durability

speaker size: in, cm . power handling: watts PEAK/RMS . impedance: Ohms; Power handling assumes typical music program with minimal clipping; varies with enclosure size. See your KICKER dealer for complete details. Based on measurements of 4Ω models.

DSC350: WOOFER: 3-1/2, 89	TWEETER: 1/2, 13	POWER: 80/20	FREQ: 80-20k	
DSC40: WOOFER: 4, 100	TWEETER: 1/2, 13	POWER: 120/30	FREQ: 60-20k	GRILLES
DSC460: WOOFER: 4x6, 100x160	TWEETER: 1/2, 13	POWER: 120/30	FREQ: 50-20k	
DSC50: WOOFER: 5-1/4, 130	TWEETER: 1/2, 13	POWER: 200/50	FREQ: 45-20k	GRILLES
DSC650: WOOFER: 6-1/2, 160	TWEETER: 1/2, 13	POWER: 240/60	FREQ: 40-20k	GRILLES
DSC670: WOOFER: 6-3/4, 165	TWEETER: 1/2, 13	POWER: 240/60	FREQ: 40-20k	GRILLES
DSC680: WOOFER: 6x8, 160x200	TWEETER: 1/2, 13	POWER: 200/50	FREQ: 45-20k	
DSC6930: WOOFER: 6x9, 160x230	TWEETER: 1/2, 13	POWER: 360/90	FREQ: 30-20k	MID: 2, 50 GRILLES





Photo courtesy of NotStock Photography

## KSMT DUAL-POD COMPONENT SYSTEM

The KSMT Dual-Pod Component System provides a stunningly realistic sound, properly elevated soundstage and phenomenal imaging. This system doesn't just elevate the soundstage; by being mounted on the dash or A-pillars, your ears are naturally "on axis" with the speakers. You get the the best possible clarity and perfect phasing, with no reflections off the windshield.

The component system uses a pair of KICKER KS-Series one-inch, silk-dome tweeters, sitting on top of neo-powered, 2.5-inch midranges inside tuned enclosures. Mounted on a secure ball-joint positioning system and independently adjustable tweeter pod, the KSMT can be easily moved to the ideal spot in your vehicle. Install this self-enclosed system nearly anywhere on your A-pillar or dash - in any position you need - for a completely customized fit.

Equipped with precise acoustic control, the tweeter has an 18dB crossover while the midrange has a dedicated 6dB bandpass crossover. The resulting tonality is as precise and natural as the artist intended - and exactly as it should be.

### POWER POINTS

- Mid/tweeter pod elevates soundstage for superior imaging
- Secure ball-joint base tilts and rotates for precise positioning
- On-axis design provides excellent staging
- Mounts on A-pillar or dash
- Lightweight, powerful neodymium motor structures on both drivers

speaker size: in, cm . power handling: watts PEAK/RMS . impedance: Ohms . Power handling assumes typical music program with minimal clipping; varies with enclosure size. See your KICKER dealer for complete details. Based on measurements of 4Ω models.

**KSMT2504: WOOFER: 2-1/2, 63.5 TWEETER: 1, 25 POWER: 100/50 FREQ: 400-21K**



KSMT2504



Photo courtesy of NotStock Photography



# KS-SERIES SILK-DOME TWEETERS

Upgrading to the high-performance KS-Series Tweeters brings your soundstage to life. The 1-inch (25mm) KST250 Tweeters and the 3/4-inch (20mm) KST200 both utilize extremely lightweight neodymium magnets and a silk-dome composition for the smoothest, most natural sound and precise high-frequency response.

The in-line, 12dB/octave crossover makes your install simpler with nothing additional to mount. They allow high-pass frequencies from 4500Hz (KST200) or 3500Hz (KST250), with a poly-switch to protect against excessive power and distortion.

KS-Series Tweeters can be mounted in any one of three styles: flush, angled or the highly flexible and recommended swivel surface-mount pods. You get the look you need with the realism you crave.

KS Tweeters feature the innovative surface-mount pod option with swivel mount, that's sure to please. Mounted on a highly flexible ball joint, easily position the pod to the exact location you want for the best possible imaging!

## POWER POINTS

- Angle/Flush, and now Pod-mounting options for excellent imaging
- High-frequency drivers with natural highs and extended frequency range
- Lightweight neodymium magnets and smooth-sounding silk domes

speaker size: in , cm , power handling: watts PEAK/RMS , impedance: Ohms . Power handling assumes typical music program with minimal clipping. See your KICKER dealer for complete details. Based on measurements of 4Ω models.

<b>KST200:</b>	<b>TWEETER:</b> 3/4, 20	<b>POWER:</b> 125/65	<b>FREQ:</b> 4.5k-21k
<b>KST250:</b>	<b>TWEETER:</b> 1, 25	<b>POWER:</b> 150/75	<b>FREQ:</b> 3.5k-21k



## CS-SERIES TWEETERS

Replace dull factory highs with CS-Series Tweeters. Neodymium magnets and titanium domes reveal every detail of your music, even when used with a factory audio system. A 6dB/octave inline crossover ensures only the proper frequencies are sent to the drivers, and a built-in poly-switch protector gives you peace of mind at those higher volumes you love.

A complete acoustic upgrade in a single box, the 20mm tweeters are optimized to fit any vehicle with a flush, surface and angled mounting kit included. Getting a custom look to go with your custom sound has never been easier.

### POWER POINTS

- High-frequency upgrade for dull factory tweeters
- Lightweight neodymium magnets and titanium domes
- Three mounting options for a proper acoustic direction and look

speaker size: in, mm . power handling: watts PEAK/RMS . frequency response in Hz. Power handling assumes typical music program with minimal clipping. See your KICKER dealer for complete details.

**CST20:**      **TWEETER:** 3/4, 20      **POWER:** 100/50      **FREQ:** 4.5-21k

CST20







# SPEAKERS

MODEL	Q-CLASS QS COMPONENTS QSS65	Q-CLASS QS COMPONENTS QSS67	KS COMPONENTS KSS269	KS COMPONENTS KSS50	KS COMPONENTS KSS650	KS COMPONENTS KSS670	KS COMPONENTS KSS680	KS COMPONENTS KSS690	KS COMPONENTS KSMT2504
Woofers [in, mm]	6-1/2, 160	6-3/4, 165	6x9, 160x230	5-1/4, 130	6-1/2, 160	6-3/4, 165	6x8, 160x200	6x9, 160x230	2-1/2, 63.5
Tweeter [in,mm]	1-3/16, 30	1-3/16, 30	2-3/4, 70	1, 25	1, 25	1, 25	1, 25	1, 25	1, 25
Dome Material	Tetoron	Tetoron	Silk	Silk	Silk	Silk	Silk	Silk	Silk
Rated Impedance [ $\Omega$ ]	4	4	4	4	4	4	4	4	4
Recommended Amplifier Power [Watts RMS]	90	100	100	100	125	125	100	150	50
Sensitivity [1W, 1m]	86dB	87dB	92	88	90	91	91	92	80
Frequency Response [Hz]	50-22k	40-22k	30-20k	38-21k	35-21k	35-21k	35-21k	30-21k	400-21k
Woofers Mounting Hole Diameter [in, mm]	5-1/16, 129	5-7/16, 138	5-11/16x8-7/16, 144x215	4-1/2, 115	4-13/16, 123	5-9/16, 141	5x7-1/8, 127x182	5-5/8x8-7/16, 143x215	9/16, 15
Woofers Bottom Mount Depth [in, mm]	2-1/2, 63.5	2-1/2, 63.5	2-15-16, 75	1-3/4, 45	1-13/16, 46	1-13/16, 46	2-1/4, 58	2-15/16, 75	1-1/16, 26.3
Flush Mount Tweeter Hole Diameter [in,mm]	1-13/16, 46	1-13/16, 46	2-3/8, 61	1-3/4, 45	1-3/4, 45	1-3/4, 45	1-3/4, 45	1-3/4, 45	N/A
Flush Mount Tweeter Depth [in,mm]	1-1/8, 29	1-1/8, 29	1-1/4, 32	11/16, 17	11/16, 17	11/16, 17	11/16, 17	11/16, 17	N/A
High Pass [dB], at Frequency [Hz]	24, 2800	24, 2800	12, 4,000	12, 4,000	12, 4,000	12, 4,000	12, 4,000	12, 4,000	12, 4,000
Low Pass [dB], at Frequency [Hz]	12, 2800	12, 2800	none	none	none	none	none	none	none
High Frequency Output Attenuation [dB]	0, +3, +6	0, +3, +6	0, 4.5, 9	0, 4.5, 9	0, 4.5, 9	0, 4.5, 9	0, 4.5, 9	0, 4.5, 9	0, 4.5, 9

MODEL	CS COMPONENT SPEAKERS CSS69	CS COMPONENT SPEAKERS CSS68	CS COMPONENT SPEAKERS CSS67	CS COMPONENT SPEAKERS CSS65
Speaker Design	2 - Way	2 - Way	2 - Way	2 - Way
Woofers [in, mm]	6 x 9, 160 x 230	6 x 8, 160 x 200	6-3/4, 165	6-1/2, 160
Tweeter [in,mm]	3/4, 20	3/4, 20	3/4, 20	3/4, 20
Rated Impedance [ $\Omega$ ]	4	4	4	4
Rec. Amplifier Power [Watts peak]	450	225	300	300
Rec. Amplifier Power [Watts RMS]	150	75	100	100
Sensitivity [1W, 1m]	90	90	90	90
Frequency Response [Hz]	30-21k	40-21k	35-21k	35-21k
Mounting Hole Diameter [in, mm]	5-5/8x8-7/16, 143x215	5x7-3/16, 126x182	5-1/2, 140	4-13/16, 123
Top Mount Depth [in, mm]	3-3/16, 8	2-3/16, 56	1-13/16, 47	1-11/16, 43
Grilles	Yes	No	Yes	Yes
High Pass [dB], at Frequency [Hz]	12, 4,000	12, 4,000	12, 4,000	12, 4,000
Low Pass [dB], at Frequency [Hz]	12, 4,000	12, 4,000	12, 4,000	12, 4,000
High Frequency Output Attenuation [dB]	0, +3, +6	0, +3, +6	0, +3, +6	0, +3, +6



# SPEAKERS

MODEL	CS COAXIALS CSC354	CS COAXIALS CSC44	CS COAXIALS CSC464	CS COAXIALS CSC4104	CS COAXIALS CSC54	CS COAXIALS CSC654	CS COAXIALS CSC674	CS COAXIALS CSC684	CS COAXIALS 3-WAY CSC6934
Speaker Design	2 - Way	2 - Way	2 - Way	2-Way	2 - Way	2 - Way	2 - Way	2 - Way	3- Way
Woofers [in, mm]	3-1/2, 89	4, 100	4 x 6, 100 x 160	4x10, 102x254	5-1/4, 130	6-1/2, 160	6-3/4, 165	6 x 8, 160 x 200	6 x 9, 160 x 230
Midranges [in, mm]	N/A	N/A	N/A	N/A	N/A	N/A	N/A	N/A	2, 50
Tweeters [in, mm]	1/2, 13	1/2, 13	1/2, 13	1/2, 13	1/2, 13	1/2, 13	1/2, 13	1/2, 13	1/2, 13
Impedance [Ohms]	4	4	4	4	4	4	4	4	4
Rec. Amplifier Power [Watts peak]	90	150	150	225	225	300	300	225	450
Rec. Amplifier Power [Watts RMS]	10-30	10-50	10-50	10-75	10-75	10-100	10-100	10-75	10-150
Sensitivity [dB 1w/1m]	88	88	88	90	90	90	90	90	92
Freq. Response [Hz]	80-20k	60-20k	50-20k	45-20k	45-20k	40-20k	40-20k	45-20k	30-20k
Mounting Depth [in, mm]	1-11/16, 42	1-13/16, 46	1-11/16, 43	1-3/4, 45	1-3/4, 45	1-11/16, 43	1-13/16, 47	2-3/16, 56	3-3/16, 81
Mounting Diameter [in, mm]	3, 78	3-3/4, 95	4 x 6, 10.1 x 152	4-1/2, 115	4-1/2, 115	4-13/16, 123	5-1/2, 140	5 x 7-3/16, 12.6 x 182	5-5/8 x 8-7/16, 143 x 215
Grilles	No	Yes	No	Yes	Yes	Yes	Yes	No	Yes

MODEL	DS COAXIALS DSC350	DS COAXIALS DSC40	DS COAXIALS DSC460	DS COAXIALS DSC50	DS COAXIALS DSC650	DS COAXIALS DSC670	DS COAXIALS DSC680	DS COAXIALS DSC6930 3-WAY
Woofers [in, mm]	3-1/2, 89	4, 100	4x6, 100x160	5-1/4, 130	6-1/2, 160	6-3/4, 165	6x8, 160x200	6x9, 160x230
Midrange [in, mm]	N/A	N/A	N/A	N/A	N/A	N/A	N/A	2, 50
Tweeter [in, mm]	1/2, 13	1/2, 13	1/2, 13	1/2, 13	1/2, 13	1/2, 13	1/2, 13	1/2, 13
Impedance [Ohms]	4	4	4	4	4	4	4	4
Rec. Amplifier Power [Watts peak]	80	120	120	200	240	240	200	360
Rec. Amplifier Power [Watts RMS]	20	30	30	50	60	60	50	90
Sensitivity [dB 1w/1m]	88	88	88	90	90	90	90	92
Frequency Response [Hz]	80-20k	60-20k	50-20k	45-20k	40-20k	40-20k	45-20k	30-20k
Mounting Depth [in,mm]	1-11/16, 42	1-13/16, 46	1-11/16, 43	1-3/4, 45	1-11/16, 43	1-13/16, 47	2-3/16, 56	3-3/16, 81
Mounting Diameter [in, mm]	3, 78	3-3/4, 95	4x6, 101x152	4-1/2, 115	4-13/16, 123	5-1/2, 140	5x7-3/16, 126x182	5-5/8 x 8-7/16, 151 x222
Grilles	No	Yes	No	Yes	Yes	Yes	No	Yes

# TWEETERS

MODEL	KS TWEETER PACK KST250	KS TWEETER PACK KST200	CS TWEETERS CST20
Tweeter [in,mm]	1, 25	3/4, 20	3/4, 20
Dome Material	Silk	Silk	Titanium
Rated Impedance [ $\Omega$ ]	4	4	4
Peak Power Handling [ Watts]	150	125	100
Rec. Amplifier Power [Watts RMS]	75	65	10-50
Sensitivity [1W, 1m]	94	92	92
Frequency Response [Hz]	3,500-21k	4,500-21k	4,500-21k
Flush Mount Tweeter Depth [in, mm]	1/2, 12	9/16, 14	9/16, 14.5
Flush Mount Tweeter Hole Diameter [in, mm]	1-3/4, 45	1-9/16, 40	1-9/16, 40
High Pass [dB], at Frequency [Hz]	12, 3,500	12, 4,500	6, 4,500




# ***AMPLIFIERS***





**KICKER AMPLIFIERS ARE THE MARRIAGE OF PURE POWER AND SPACE-AGE INNOVATION. THE MOST FLEXIBLE, INTELLIGENT AMPS ON THE PLANET HAVE ONE NAME ON THEM: KICKER.**



**KEY**

T E C H N O L O G Y

**AFFORDABLE KEY TECHNOLOGY REPRESENTS A COMPLETELY REVOLUTIONARY APPROACH TO ACHIEVING BETTER SOUND IN NEARLY ANY VEHICLE. ONCE INSTALLED, KEY BEGINS ITS COMPREHENSIVE, AUTOMATED CALIBRATION AND DIGITAL SIGNAL PROCESSING, DELIVERING GREATLY IMPROVED VOLUME, SOUND QUALITY AND REALISM TO YOUR VEHICLE IN A MATTER OF MINUTES.**

**KEY TECHNOLOGY REPRESENTS THE ONLY PRODUCTS YOU'LL EVER NEED FOR A HIGH-END STEREO SOUND IN YOUR VEHICLE. MAKE NO MISTAKE, ACOUSTIC UPGRADES TO A FACTORY SYSTEM ALLOW FOR STUNNING IMPROVEMENT TO YOUR SOUND, BUT KEY ITSELF CREATES AMAZING CHANGES ON A MODEST BUDGET.**

**RAISE YOUR EXPECTATION.  
RAISE YOUR AWARENESS.  
RAISE YOUR SOUND.  
RAISE YOUR GAME.**






KEY  
TECHNOLOGY



UNLOCK SOUND  
THE KEY HAS ARRIVED



# KEY200.4 AUTO-EQ SMART AMPLIFIER

Packed with 200 watts of power (RMS), the KEY200.4 is a revolution in audio processing. The KEY200.4 uses a powerful DSP with proprietary algorithms\* and included microphone to independently adjust all four channels of output, refining every aspect of your sound. Starting with 40 independent bands of equalization, the KEY will also automatically set crossover points, adjust output levels and correct the time alignment for a dramatic improvement in realism and soundstage - all with a press of a single button.

Measuring under eight inches long and two inches high, the KEY fits nearly anywhere. The amplifier also features FIT2™ (Fail-safe Integration Technology), providing compatibility with nearly every stock and aftermarket radio on the road today. The KEY is also fully compatible with vehicles using start/stop systems!

If the temperature reaches the threshold, the KEY's dynamic power management algorithms kick into gear! Instead of hearing the amplifier's volume "pumping," or blowing a fuse - the KEY engages a nearly inaudible limiter/compressor, applied only to the peaks of the music for as little as milliseconds at a time. The amplifier quickly cools, which deactivates the compressor. Music returns to its full dynamic range without a moment's interruption!

## POWER POINTS

- AI-driven DSP independently auto-corrects all four channels
- Bi-Amp capable
- Fully compatible with vehicles using start/stop systems

all power listed in watts per channel . dimensions in in, cm

### MULTI-CHANNEL

KEY200.4: POWER 4Ω STEREO: 50x4 H: 1-11/16, 4.3 W: 2-3/4, 7 L: 7-3/8, 18.7



- Adjustable 24 dB Crossover
- Selectable Auto Turn-On
- Bi-Amp Turn-On Selector
- Defeatable Fader, Time Delay and KickerEQ



KickerEQ Activation Switch



- Calibration Microphone Included
- Microphone Placement Strap included







**The KEY200.4 Smart Amp features:**  
**ASP™ (Automated Signal Processing of sound system)**  
**POD™ (Power On-Demand supply in vehicle sound system)**  
**ACP™ (Anti-Clipping Protection in vehicle sound system)**

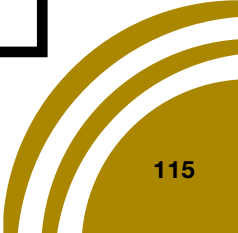


Don't just make your system louder - make it clearer. Make it better...

Press the selector, and the microphone goes to work. The KEY uses a powerful internal computer to deliver dramatic improvements in realism and soundstage. A massive 40-band equalizer improves tonality, and a 24dB crossover re-defines the capabilities of each speaker.

The concert quality of your factory stereo is revealed! What would take hours for a professional to achieve happens in a matter of minutes. All automatically. All with the press of a single button.

Find free test tones under SUPPORT on [kicker.com](http://kicker.com) for easy setup!



# KEY500.1 MONO SMART AMPLIFIER

The KEY500.1 is a smart subwoofer amplifier with auto-equalization that delivers smooth, powerful bass to an aftermarket subwoofer at any volume level! Using KICKER's supplied test-tone signal, the KEY automatically analyzes the audio being fed into the amplifier. Once this signal has been analyzed, the KEY500.1 will flatten the signal coming in and restore the low bass that is typically missing from many factory signal sources. In a matter of moments, you get a clean, even bass response!

The KEY500.1 amplifier's miniscule footprint allows for easy installation under a seat or even behind the glove box. Easily identifiable controls for 24dB subsonic and low-pass crossovers, bass boost and gain make tuning the amp easy.

The amplifier also features FIT2+™ (Fail-safe Integration Technology) – which provides nearly universal compatibility with stock or aftermarket radios. Another industry first, the KEY500.1 is uniquely suited to accept factory input signals as high as 40 volts (400 watts). Together, these technologies ensure the KEY amplifier will work with almost every car on the road today whether you have a factory or aftermarket audio system.

## POWER POINTS

- Compact design mounts nearly anywhere
- AI-driven DSP improves bass response at any volume level
- Fully compatible with vehicles using start/stop systems

all power listed in watts per channel . dimensions in in, cm

### MONO

KEY500.1: POWER 4Ω MONO: 150X1  
H: 1-11/16, 4.3

POWER 2Ω MONO: 300X1  
W: 4-1/8, 9.2

POWER 1Ω MONO: 500X1  
L: 8-1/8, 20.7





**MAKE YOUR SYSTEM LOUDER.  
MAKE IT CLEANER.  
MAKE IT BETTER.**



# KEYLOC™ SMART LINE-OUT CONVERTER

The KICKER KEYLOC™ is a revolutionary line-out converter that quickly corrects EQ and imaging issues in the vehicle – no oscilloscope or RTA necessary. When connected to the speaker output leads, it will auto-detect the frequency range of the signal, taking the guesswork out of the installation in a matter of minutes.

In today's sophisticated vehicles, it is common for factory audio systems to fail to carry a full-range signal on every speaker wire, if at all. The KEYLOC uses a free test tone (found at [KICKER.com/support](http://KICKER.com/support)) and clearly marked LEDs to identify what frequency ranges are present, making it quick and easy to identify whether Hi-, Mid-, Lo-, or All-Pass is coming from a particular pair of speaker wires. This innovative LED system eliminates the need for expensive measuring equipment like oscilloscopes or real-time analyzers (mandatory equipment prior to the invention of the KEYLOC) to determine the frequency range of any speaker signal.

The KEYLOC uses auto-signal detecting (and optionally defeating) of the "All-Pass" filter built into many modern vehicles. By defeating this filter, the KEYLOC instantly counteracts the factory time delay, allowing the installer to tune for one-seat audio or maintain the factory imaging.

Using KICKER's FIT2+™ (Fail-safe Integration Technology), the KEYLOC has the most versatile input sensitivity in the car-audio aftermarket. Ranging from 125 mV-10 V (Lo) or 1V-40 V (Hi), the KEYLOC is prepared to work with nearly every vehicle on the road today.

A DC offset defeat switch is also included, allowing the user to choose remote power from the DC offset of the speaker wires, or from a switched power source. The wiring harness also includes a pair of stereo RCA outputs that delivers as much as 10 volts to the amplifier, as well as a dedicated remote turn-on lead to activate the aftermarket amp.

## POWER POINTS

- Quickly determine the frequency range of any speaker output
- Easily defeat the factory time delay and all-pass filter
- Switched 12v turn-on output included

Rated Output per channel (1KHz @ 14.4V, ≤ 1% THD+N): 10V

Length [in, cm]: 5-1/2, 14    Height [in, cm]: 1-3/8, 3.5    Width [in, cm]: 2-3/4, 7.1



Scan to see Test Tones





Photo courtesy of Goolsby Customs



Photo courtesy of Nic Ashby

# CX-SERIES PERFORMANCE AMPLIFIERS

CX-Series Amps are the perfect combination of power and reliability, thanks to a rare combination of high-grade internal components and KICKER's in-house engineering team.

CX-Series Multi-Channel Amps raise the bar with 65 watts of power at four Ohms and 90 at two Ohms. The versatile CXA660.5 5-channel amplifier also includes a dedicated sub channel, capable of 300 watts of bass at two Ohms.

CX Amplifiers feature KICKER's newest tech creation – FIT+™ (Fail-safe Integration Technology-PLUS) for outstanding noise rejection, three independent turn-on modes and up to 40 volts (400 watts) of speaker-level input signal compatibility.

Mono CX Amplifiers are now one-Ohm stable, operating with as little as nine volts of battery power. We've added even more power and flexibility to the most recent versions of the CXA400.1 and CXA800.1, working with more vehicles, providing you more options, and delivering max power at a 1 Ohm load.

The CX family of amplifiers all come with a high-mass heat sink with integrated UV protection for long life in direct sunlight and optimized thermal management. CX Amps also come with double-sided fiberglass circuit boards, Litz-wound transformers that minimize power loss and maximize transfer, TO218 output devices for high-current switching, buffered RCA outputs on mono amps, noise-shielding metal-end panels, custom-tooled power connectors and oversized mosfets. Users can also take advantage of built-in 12dB crossovers and adjustable KickEQ™ processing to dial in the perfect sound. A 3-second delay eliminates turn-on/turn-off pop and auto-reset protection are some of the other features utilized.

All this innovation works together to create uncompromising, relentless power with incredible clarity. It's the attention to detail that makes CX Amplifiers some of the most reliable, high-performing power in the industry.



## POWER POINTS

- All mono models 1 Ohm stable
- FIT+™ (Fail-safe Integration Tech-PLUS) accepts output from nearly any source
- Vertical mount option for space-challenged installs

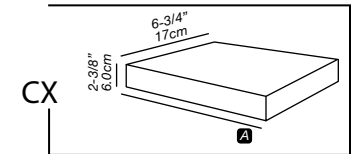
all power listed in watts per channel . dimensions in in , cm

### MONO

CXA1800.1: POWER 1Ω MONO: 1800+/- 10%	DIM A: 13-5/8, 34.5	CXARC REMOTE CAPABLE
CXA1200.1: POWER 1Ω MONO: 1200+/- 10%	DIM A: 12, 30.6	CXARC REMOTE CAPABLE
CXA800.1: POWER 1Ω MONO: 800	DIM A: 8-1/8, 21	CXARC REMOTE CAPABLE
CXA400.1: POWER 1Ω MONO: 400	DIM A: 8-1/8, 21	CXARC REMOTE CAPABLE

### MULTI-CHANNEL

CXA660.5: POWER 2Ω STEREO: 90x4	POWER 4Ω BRIDGED MONO: 150x2	POWER 2Ω MONO: 300
DIM A: 14, 36		CXARC REMOTE CAPABLE
CXA360.4: POWER 2Ω STEREO: 90x4	POWER 4Ω BRIDGED MONO: 180x2	
DIM A: 12-7/16, 32		



CXA660.5



CXA660.5



OUR AMPLIFIERS COME LOADED WITH FIT+™ (FAIL-SAFE INTEGRATION TECHNOLOGY-PLUS), ADVANCED CIRCUITRY FOR SUPERIOR POWER, CLARITY AND DEPENDABILITY. FIT+ USES LAB-GRADE, BALANCED DIFFERENTIAL INPUTS TO PROVIDE THE BEST POSSIBLE NOISE REJECTION, HIGH- AND LOW-LEVEL INPUT CAPABILITY AND THE ACCEPTANCE OF OUTPUT FROM VIRTUALLY ANY FACTORY OR AFTERMARKET SOURCE. FIT+ IS ALSO RESPONSIBLE FOR CONVENIENT, AUTOMATIC TURN-ON MODES (DC OFFSET OR 12V REMOTE). WITH ALL OF THE ADDITIONAL NOISE FROM COMPUTERS, A/V ENTERTAINMENT AND OTHER ELECTRONICS, FIT+ MAKES FOR THE QUIETEST OPERATION POSSIBLE.

# CX-SERIES AMPLIFIERS

VERTICAL MOUNTING OPTION



CXA400.1

FIT+™ (FAIL-SAFE INTEGRATION TECHNOLOGY-PLUS) FOR SUPERIOR DEPENDABILITY

KICKEQ BASS BOOST EQUIPPED



CXA400.1

REFINED COSMETICS. BIG POWER IN A COMPACT PACKAGE

AVAILABLE REMOTE-CONTROL INPUT FOR MONO AND FIVE-CHANNEL MODELS

**CX-SERIES AMPS ARE THE BEST SELLERS IN DOLLARS AND UNITS SOLD, ACCORDING TO AN ARTICLE PUBLISHED BY CE OUTLOOK.**



CXARC

## CXARC REMOTE

Use the CXARC Remote Bass Control (sold separately) to change bass volume level on the fly.



CXA400.1





# AMPLIFIERS

MODEL [at 14.4V]: MONO AND MULTI-CHANNEL	KEY 4-CHANNEL SMART AMPLIFIER KEY200.4	KEY MONOBLOCK SMART AMPLIFIER KEY500.1
Power (watts/ch), 1 Ohm mono	-	500
Power (watts/ch), 2 Ohm stereo	-	-
Power (watts/ch), 4 Ohm stereo	50 x 4	-
Microphone/Kicker EQ button	included	NA
Standard dimensions(H x W x L)	1-11/16 x 2-3/4 x 7-3/8	1-11/16 x 4-1/8 x 8-1/8
Metric dimensions(H x W x L)	4.3 x 7 x 18.7	4.3 x 9.2 x 20.7
Frequency Response (Hz)	20-20k, +0/-1dB	10-160, +0-1dB
Input Sensitivity	high level 250mV-10V	low level 125mV-5V; high level 1V-40V
Signal-to-Noise Ratio	>90dB, a-weighted, re: rated power	>90dB, a-weighted, re: rated power
Active Crossover	24dB/octave, selective high pass or all pass @ 60, 80, or 120Hz	24dB/octave, variable low pass 40-160Hz, variable high pass 10-40Hz
KickEQ+™ Boost	-	variable 0-6dB, centered @ 40Hz

MODEL [at 14.4V] : MONO AND MULTI-CHANNEL	CX-SERIES MONOBLOCK AMPLIFIERS CXA1800.1	CX-SERIES MONOBLOCK AMPLIFIERS CXA1200.1	CX-SERIES MONOBLOCK AMPLIFIERS CXA800.1	CX-SERIES MONOBLOCK AMPLIFIERS CXA400.1	CX-SERIES MULTI-CHANNEL AMPLIFIERS CXA360.4	CX-SERIES MULTI-CHANNEL AMPLIFIERS CXA660.5
Power (watts/ch), 2 Ohm stereo	-	-	-	-	90x 4	90x 4
Power (watts/ch), 4 Ohm bridged mono	-	-	-	-	180 x 2	150 x 2
Power (watts/ch), 1 Ohm mono	1800	1200	800	400	-	300x1
CXARC Remote Bass Capable (sold sep.)	yes	yes	yes	yes	no	yes
Dimensions (in, cm): (all models 2-3/8H x 7-3/16W x ...L)	13-5/8	12	8-1/8	8-1/8	12-7/16	14
(all models 6.0H x 18.0W x ...L)	34.5	30.6	21	21	32	36
Frequency Response (Hz):	25-200, +0/-1dB	25-200, +0/-1dB	25-200, +0/-1dB	25-200, +0/-1dB	10-20k, +0/-1dB	10-20k (CX.5 sub ch. 25-200), +0/-1dB
Input Sensitivity:	high level 250mV-10V, low level 125mV-5V	high level 250mV-10V, low level 125mV-5V	high level 250mV-10V, low level 125mV-5V	high level 250mV-10V, low level 125mV-5V	high level 250mV-10V, low level 125mV-5V	high level 250mV-10V, low level 125mV-5V
Signal-to-Noise Ratio:	>95dB, a-weighted, re: rated power	>95dB, a-weighted, re: rated power	>95dB, a-weighted, re: rated power	>95dB, a-weighted, re: rated power	>95dB, a-weighted, re: rated power	>90dB, a-weighted, re: rated power
Active Crossover:	12dB/octave, variable 50-200Hz, low pass only	12dB/octave, variable 50-200Hz, low pass only	12dB/octave, variable 50-200Hz, low pass only	12dB/octave, variable 50-200Hz, low pass only	12dB/octave, variable 50-200Hz, selectable high pass, low pass or all pass	12dB/octave, variable 50-200Hz, selectable high pass, low pass or all pass; (CX.5 sub channel) 12dB/octave, variable 50-200Hz, low pass only
Subsonic Filter	24dB/octave high-pass fixed @ 25Hz	24dB/octave high-pass fixed @ 25Hz	24dB/octave high-pass fixed @ 25Hz	24dB/octave high-pass fixed @ 25Hz	N/A	24dB/octave high-pass fixed @ 25Hz
KickEQ™ Boost	variable to 0-6dB, centered @ 40Hz	variable to +0-6dB, centered @ 40Hz	variable to + 0-6dB, centered @ 40Hz	variable +0-6dB, centered @ 40Hz	variable to +0-6dB, centered @ 40Hz	(CX.5 sub channel) variable to +0-6dB, centered @ 40Hz



# ACCESSORIES



Photo courtesy of Cam Reimers

**KICKER ACCESSORIES DELIVER WITH USEFUL FEATURES AND ADDED DETAILS THAT ANY INSTALLER WILL APPRECIATE. FULL-SPEC, HYPER-FLEX™ WIRE, POWER KITS THAT INCLUDE ALL THE NECESSARY COMPONENTS AND AUTOMOTIVE-GRADE BRASS HARDWARE THAT FOCUSES ON USER-FRIENDLY DESIGN — ALL PRACTICAL TOOLS ANY INSTALLER NEEDS TO GET THE JOB DONE.**



## FULL-SPEC COMPLETE POWER KITS

- KICKER top-quality, Hyper-Flex™ power, ground and turn-on
- High-performance K-Series speaker wire and interconnects in ultra-compact, easy-to-use design
- Heavy-duty AFS fuse holder and fuses featuring K-Mount™ for screws or zip ties
- Convenient kit includes terminals, spade and ground lugs, zip ties – all the details
- One additional year of KICKER amplifier warranty if purchased with the amp

**CK8: GAUGE: 8AWG TYPE: 2-channel**  
**CK4: GAUGE: 4AWG TYPE: 2-channel**

### Complete Kits include:

- 12GA Q-Series speaker wire (12 ft.)
- K-Series 2-channel interconnects (5m)
- Frost-blue power cable (17 ft.)
- Ring terminal for blue cable
- Black braid tube on blue cable (4 ft.)
- 4 shrink tubes with KICKER logo for braid tube
- Frost-gray power cable (4 ft.)
- Ring terminal and logo shrink tube
- Clear-PVC remote wire (17 ft.)
- FHS AFS fuse holder (4/8GA)
- AFS fuse (100A or 60A)
- 18GA red vinyl butt splice
- 6 black cable ties (6 inch)
- Grommets, ground lug with washer



## FULL-SPEC V-SERIES COMPLETE POWER KITS

- Features 6AWG and 8AWG, top-quality Hyper-Flex™ power, ground and turn-on cables
- K-Series speaker wire and dual-injection 2-ch. interconnects also included
- AFS fuse holder and 80A AFS fuse (6AWG) or 60A AFS fuse (8AWG)
- Insulated crimp connectors and zip ties
- One additional year of amp warranty is included if purchased with a KICKER amp

**VK8: GAUGE: 8AWG TYPE: 2-channel**  
**VK6: GAUGE: 6AWG TYPE: 2-channel**

### Complete Kits include:

- 16GA yellow/gray speaker wire (14 ft.)
- 2-channel, dual-injection interconnects (16 ft.)
- Matte red power cable (16.5 ft.)
- Ring terminal for red cable
- Nylon mesh loom on red cable (6 ft.)
- Matte black power cable (2.5 ft.)
- Ring terminal for black cable
- Blue remote wire (19 ft.)
- MANL fuse holder (6/8GA)
- Nickel-plated MANL fuse (80A or 60A)
- 2 seamed crimp spade terminals (red/blk)
- 18-22GA red vinyl butt connector
- 2 18-22GA spade connectors (gray/blk)
- 6 black cable ties (4 inch)
- Snap bushing grommet



**⚠ WARNING: THIS PRODUCT CAN EXPOSE YOU TO CHEMICALS INCLUDING LEAD, WHICH IS [ARE] KNOWN TO THE STATE OF CALIFORNIA TO CAUSE CANCER OR BIRTH DEFECTS OR OTHER REPRODUCTIVE HARM. FOR MORE INFORMATION GO TO WWW.P65WARNINGS.CA.GOV.**

**⚠ WARNING: THIS PRODUCT CAN EXPOSE YOU TO CHEMICALS INCLUDING DI(2-ETHYLHEXYL)PHTHALATE (DEHP), WHICH IS [ARE] KNOWN TO THE STATE OF CALIFORNIA TO CAUSE CANCER OR BIRTH DEFECTS OR OTHER REPRODUCTIVE HARM. FOR MORE INFORMATION GO TO WWW.P65WARNINGS.CA.GOV.**

## FULL-SPEC POWER KITS

- Innovative Hyper-Flex™ power, ground, turn-on and inline AFS fuse holder
- Wire constructed of tinned, oxygen-free copper for max signal transfer
- All connectors and zip ties needed to complete the job
- One additional year of KICKER amplifier warranty if purchased with the amp

**PK8: GAUGE: 8AWG**

**PK4: GAUGE: 4AWG**

### Power Kits include:

- Frost-blue power cable (17 ft.)
- Ring terminal for blue cable
- Black braid tube on blue cable (4 ft.)
- 4 shrink tubes with KICKER logo for braid tube
- Frost-gray power cable (4 ft.)
- Ring terminal and logo shrink tube
- Clear-PVC remote wire (17 ft.)
- FHS AFS fuse holder (4/8GA)
- AFS fuse (100A or 60A)
- 18GA red vinyl butt splice
- 6 black cable ties (6 inch)
- Grommets, ground lug with washer



PK8

## DUAL-AMP FULL-SPEC POWER KITS

- Extra cable lengths and accessories for a larger system
- Innovative KICKER Hyper-Flex™ power, ground and turn-on
- Heavy-duty AFS fuse holders and fuses
- All connectors and zip ties needed to complete the job
- One additional year of KICKER amplifier warranty if purchased with the amp

**PKD4: GAUGE: 4AWG**

**PKD1: GAUGE: 1/0AWG**

### Dual-Amp Power Kits include:

- Frost-blue power cable (17 ft.)
- Ring terminal for blue cable
- Black braid tube on blue cable (4 ft.)
- 4 shrink tubes with KICKER logo for braid tube
- Frost-blue power cable (4 ft.)
- Frost-gray power cable (4 ft.)
- 2 ring terminals and logo shrink tubes for gray cable
- Frost-gray power cable (3 ft.) – PKD1 only
- Ring terminal for gray cable – PKD1 only
- Shrink tube with KICKER logo – PKD1 only
- Clear-PVC remote wire (17 ft.)
- FHS AFS fuse holder (0/4 or 4/8GA)
- AFS fuse (200A or 100A)
- FHD dual AFS holder
- 2 AFS fuses for dual holder (100A) – PKD1
- 2 AFS fuses for dual holder (60 and 40A) – PKD4
- 22-18GA red vinyl butt splice
- 6 black cable ties (6 inch)
- Grommets, 2 ground lugs with washers



PKD4

## Q-SERIES INTERCONNECT CABLE

- High-end, sophisticated signal cable for long-term, trouble-free connections
- K-Grip™ connectors offer sure grip and compact size for slip-free installation
- K-Grip features heavy-duty, proprietary-machined metal ends with rubber grips
- Large K-cut collars and split center pins provide the most contact and max signal transfer
- K-Grip line union ultra-slim for snag-free cable routing in tight places
- Integrated AR™ foil shield over tightly twisted wire eliminates radiated noise by up to 9dB
- Rugged braided jacket over foil shield offers further wire protection

QI21:	TYPE: 2-channel	LENGTH: 1 meter	QI25:	TYPE: 2-channel	LENGTH: 5 meters
QI22:	TYPE: 2-channel	LENGTH: 2 meters	QI26:	TYPE: 2-channel	LENGTH: 6 meters
QI23:	TYPE: 2-channel	LENGTH: 3 meters	QI44:	TYPE: 4-channel	LENGTH: 4 meters
QI24:	TYPE: 2-channel	LENGTH: 4 meters	QI46:	TYPE: 4-channel	LENGTH: 6 meters



## K-SERIES INTERCONNECT CABLE

- Split-pin RCAs with silver-tinned, OFC wire for superior bass response and signal clarity
- K-Grip™ dual-mold connectors offer sure grip and ergonomically shaped for slip-free installation
- K-Grip line union ultra-slim for snag-free cable routing in tight places
- KIYFM kit includes 2 Y-cables (1 female/2 male) and 6 custom adapters (4 F/F and 2 M/M)
- KISL features 16ga speaker wire-to-RCAs and includes F/F adapters – no extra parts needed

KI21:	TYPE: 2-channel	LENGTH: 1 meter
KI22:	TYPE: 2-channel	LENGTH: 2 meters
KI23:	TYPE: 2-channel	LENGTH: 3 meters
KI24:	TYPE: 2-channel	LENGTH: 4 meters
KI25:	TYPE: 2-channel	LENGTH: 5 meters
KI26:	TYPE: 2-channel	LENGTH: 6 meters
KI44:	TYPE: 4-channel	LENGTH: 4 meters
KI46:	TYPE: 4-channel	LENGTH: 6 meters
KIYFM:	TYPE: Y-adaptor kit, male and female	LENGTH: N/A
KISL:	TYPE: 2-ch speaker-to-RCA converter, no LOC	LENGTH: 0.5 meter



KIYFM



## POWER WIRE

- Spools of full-spec, multi-strand OFC wire covered in virgin PVC
- Cobalt blue and gun-metal gray Hyper-Flex™ insulation for ultimate bend and twist
- Super-flexible under hot or cold temperature extremes
- Top-quality construction

PWB8200:	COLOR: BLUE	GAUGE: 8AWG	LENGTH: 200 ft
PWG8200:	COLOR: GRAY	GAUGE: 8AWG	LENGTH: 200 ft
PWB4100:	COLOR: BLUE	GAUGE: 4AWG	LENGTH: 100 ft
PWG4100:	COLOR: GRAY	GAUGE: 4AWG	LENGTH: 100 ft
PWB050:	COLOR: BLUE	GAUGE: 1/0AWG	LENGTH: 50 ft
PWG050:	COLOR: GRAY	GAUGE: 1/0AWG	LENGTH: 50 ft



PWB4100

## Q-SERIES SPEAKER WIRE

- Cleanest audio signal and long-term dependability from KICKER's high-end wire
- Tightly twisted, silver-tinned OFC wire (12AWG) eliminates noise
- Full-spec, Hyper-Flex wire can be identified by touch – frost-blue positive is protected by a square PVC jacket, frost-clear negative is round
- Wire available in bulk spool or by job (20 feet)

**QW1220:** GAUGE: 12AWG LENGTH: 20 ft  
**QW12150:** GAUGE: 12AWG LENGTH: 150 ft spool



QW12150

## K-SERIES SPEAKER WIRE

- Reliable, classic 16AWG wire featuring noise-killing, tightly twisted OFC
- Silver-tinned, oxygen-free copper wire for superior bass response and signal clarity
- Full-spec, Hyper-Flex wire can be identified by touch – frost-blue positive is protected by a square PVC jacket, frost-clear negative is round
- Two wire sizes – bulk spool or by job

**KW1620:** GAUGE: 16AWG LENGTH: 20 ft  
**KW16400:** GAUGE: 16AWG LENGTH: 400 ft spool



KW16400

## KM-SERIES SPEAKER/RGB COMBO WIRE

- Durable 16AWG speaker wire that withstands the elements
- Flexible, reliable PVC jacket surrounds superior, tightly twisted OFC
- 18AWG RGB LED wire
- 150-foot bulk spool

**KMWRGB150:** GAUGE: 16AWG/18AWG LENGTH: 150 ft spool



# BRASS ACCESSORIES

- All KICKER brass is smaller and more functional than ever, covering the details every installer can appreciate
- Uses Versa-Gauge™ connection points – oversized convex screws for rock-solid termination and secure connections
- Wire receptacles work with most size wire (1/0-8AWG or 4-8AWG) for clean, sharp install
- All brass uses stout 5mm screws so only a single wrench is required
- No-fail Battery Terminal includes a negative-post adapter collar that locks into place for tight grip and best connection
- Innovative Terminal comes with red and black fasteners for the tinted cover to match applications
- Terminal also includes convenient ∞Gauge™ side terminal for additional connection options and flexibility
- Fuse holders feature K-Mount™ two-stage mounting holes to accommodate screws or zip ties for added stability

<b>BT4:</b>	<b>USE:</b> pos/neg battery terminal	<b>SIZE/TYPE:</b> (2) 1/0-8AWG, (1) 4-8AWG
<b>DB4:</b>	<b>USE:</b> distribution block	<b>SIZE/TYPE:</b> (2) 1/0-8AWG in, (4) 4-8AWG out
<b>FHS:</b>	<b>USE:</b> AFS fuse holder	<b>SIZE/TYPE:</b> 1/0-8AWG in/out, single fuse
<b>FHD:</b>	<b>USE:</b> AFS fuse holder	<b>SIZE/TYPE:</b> 1/0-8AWG in/out, dual fuse
<b>GT2:</b>	<b>USE:</b> ground termination block	<b>SIZE/TYPE:</b> (2) 1/0-8AWG in



# FUSES

- Automotive-grade, platinum-plated AFS fuses
- Consistently provides peak current demands and insures complete protection
- Two fuses per pack so there's always a spare

<b>AFS60:</b>	<b>POWER:</b> 60 amp
<b>AFS80:</b>	<b>POWER:</b> 80 amp
<b>AFS100:</b>	<b>POWER:</b> 100 amp
<b>AFS200:</b>	<b>POWER:</b> 200 amp



**⚠ WARNING:** This product can expose you to chemicals including lead, which is [are] known to the State of California to cause cancer or birth defects or other reproductive harm. For more information go to [www.P65Warnings.ca.gov](http://www.P65Warnings.ca.gov).

**⚠ WARNING:** This product can expose you to chemicals including di(2-ethylhexyl)phthalate (DEHP), which is [are] known to the State of California to cause cancer or birth defects or other reproductive harm. For more information go to [www.P65Warnings.ca.gov](http://www.P65Warnings.ca.gov).

# ***INTEGRATE***



**YOU WANT A GOOD SOUND SYSTEM IN YOUR RIDE, AND YOU SEEK A QUICK RESOLUTION THAT DOESN'T TAKE UP VALUABLE SPACE OR TRANSFORM YOUR INTERIOR. AND YOU WANT IT DIALED IN THE WAY YOU WANT TO HEAR IT. KICKER SIGNAL PROCESSORS PROVIDE AN INTENSE RESULT – TRUST US.**

## KISLOAD2 2CH./KISLOAD4 4 CH. SMART RADIO INTERFACE

The first aftermarket solution of its kind, KICKER solves a problem common in newer vehicles with premium audio systems. When adding an aftermarket amplifier to these vehicles, a consistent load is required. The KICKER KISLOAD2 and KISLOAD4 prevent audio system shut-off by delivering the proper load to the source. Without that load, the stereo system may not turn on, or might shut off unexpectedly in vehicles such as the Jeep® JL and many modern Chrysler® models.

The KISLOAD4 accepts up to 100 watts (20 volts) of input signal from as many as four channels. It's the perfect solution for amplifying your door speakers, or creating a three-way system. The KISLOAD2 accepts up to 400 watts (40 volts) into two channels. This high-power solution is perfect for premium audio systems with a factory subwoofer or any stereo amplifier upgrade requiring a consistent load.



KISLOAD4



KISLOAD2



KISLOAD2



KISLOAD4

## KISLOC2/KISLOC LINE-OUTPUT CONVERTERS

The KISLOC2 is designed without inductors, for a completely flat frequency response at all volume levels. This innovative LOC also provides a 12-volt remote wire – so you don't have to hunt for a switched 12-volt power source.

Using the DC offset present in factory speaker wires, the KISLOC2 automatically converts that energy into a powerful 100 milli-amp, 12-volt remote wire.


Its predecessor, the KISLOC, is the world's first micro surface-mount, line-output converter.

### POWER POINTS

- KISLOC2 features a 12-volt remote wire; standard LOCs do not
- KISLOC2 provides a flat 20-20kHz frequency range at all volume levels
- A 60-Ohm smart load from KISLOC2 ensures compatibility with most smart radios and aftermarket amps



KISLOC2



# LET'S GO OVERBOARD!

# GO OVERBOARD!

KICKER's brand message to the world is "Livin' Loud" – taking whatever you have a passion for to the limit, done your way. For KICKER Marine, that became "**GO OVERBOARD!**"

On a boat or the water, it's taking the fun, excitement and adrenaline to the extreme, because that's how you do it. KICKER Marine gear helps you get there.



# KICKER<sup>®</sup>

M A R I N E A U D I O



**KICKER products undergo rigorous testing to ensure they meet or exceed marine industry standards for UV exposure as well as humidity and saltwater exposure. Additionally, KICKER only designs and builds USCG (U.S. Coast Guard) and ABYC (American Boat and Yacht Council)-compliant accessory products. That's what we call "KICKER Real Marine."<sup>TM</sup>**

The marine environment can take a huge toll on cosmetics and materials. Plastics get brittle and fade, foam speaker surrounds rot due to UV exposure, water creates its own issues, and saltwater even worse. All KICKER Real Marine products meet or exceed requirements in the following testing:

- + ASTM B117 Environmental and Salt-Spray (fog) Exposure
- + ASTM G154 Ultraviolet (UV) Exposure

### **KICKER REAL MARINE ACOUSTICS**

KICKER Marine Speakers are weatherproof thanks to KICKER's Real Marine standards. They employ several key mechanical features to provide resistance to the marine environment. We seal the cone and motor structure to prevent rust. We mold the cone and surround together as a single unit to lock out moisture. We seal off spade connections to prevent corrosion. We provide a drainage channel on the grilles so water can exit the drivers. Rain? Dust? Spilled beverages? No problem. Simply get out the garden hose and rinse them off.

KICKER Marine Speakers are built using injection-molded ABS for their baskets, grilles and components. They will not rust, unlike the stamped-steel basket frames that many manufacturers often use.

The rubber surround on KICKER Marine Speakers is the most UV-stable rubber available. This provides years of trouble-free use without fear of the brittle crumble that occurs as a result of using common foam surrounds.

The hardware that comes with KICKER Marine gear is stainless-steel – not inferior black-oxide steel or chrome-plated steel. Stainless commands a premium price, but it is the preferred material for all mechanical fasteners above the waterline on a boat, and the preferred for KICKER Marine products. The use of stainless-steel hardware helps prevent rust and gel-coat staining. In addition, the paint finish on all KICKER Marine Speakers will hold and maintain its color regardless the extent of exposure to the environment. When you buy KICKER Marine Speakers and install them, you can have faith knowing they will be the same color next summer and for years to come .

### **KICKER REAL MARINE ELECTRONICS**

KICKER Marine Power Amplifiers are developed from the ground up by KICKER engineers as authentic marine amplifiers, with key moisture-detering features to set the Real Marine series apart as a true amplifier line made for use in the outdoors.

KICKER Marine Amps feature circuit boards that are conformal-coated to completely seal and keep them dry from water and debris. All electrical connections and audio-specific controls are gasket-sealed to prevent damaging moisture intrusion. The KICKER Marine Amp's anodized-aluminum chassis looks like brushed aluminum, but the anodizing process hardens the surface for the best protection in the open environment. They are assembled using rust-free, stainless-steel fasteners, which are also included for mounting.

KICKER Marine Accessories set us apart from other industry brands. KICKER uses certified MRBF fuses and fuse holders. KICKER Marine power wire and speaker wire are also USCG/ABYC compliant. KICKER Marine Media Centers are IP66-certified so water does no harm. Your electronics are the last thing you want to worry about during a fun day on the surf, and KICKER Marine Accessories give you that piece of mind.

MEMBER OF

**NMMA**

National Marine Manufacturers Association



# TOWER SYSTEMS



**GO**   
**OVERBOARD!**





## KMTC/KMFC HLCD TOWER SYSTEMS

Your boat becomes a floating concert with KMTC and KMFC HLCD (horn-loaded compression driver) tower speakers. Available in black or white, these speakers deliver exceptional clarity and concert-level volume! You've never heard this combination of volume and clarity before. Each 9- and 11-inch coaxial driver carries a proprietary horn design, made to sound incredibly loud and smooth – whether you're on the deck or at the end of a tow rope.

On the KMTC, the innovative enclosure clamp is made of 316L stainless steel and houses both the speaker and LED cables – protecting them from the elements in a specialized mating socket.

The near full-rotation speaker design allows your music to play anywhere, any time. Simply flip the integrated toggle and turn the speaker to aim your music where you want it.

Easily bring your speakers from the house to your boat, thanks to KICKER's revolutionary in-clamp wiring system. Disconnecting wires is a thing of the past – no tools required!

KMFC Horn-Loaded Tower Systems provide another way to mount your cans, made for standard, flat factory tower-speaker hardpoints with 2.5-inch bolt spacing and hidden wires.

Light up the night with standard LED illumination. Seven vibrant colors let you match the speakers to your boat's color scheme, or upgrade to 20 colors and 19 wild lighting modes with the optional KMLC controller and wireless remote.

\*ASTM B117 200 hr. Salt Fog Test

\*ASTM G154 400 hr. Accelerated UV Test

- Horn-loaded, compression-driver (HLCD), high-efficiency system
- Advanced horn design delivers natural-sounding, high-frequency response
- Includes 1.4-inch (35mm) aluminum-diaphragm compression drivers
- LED-infused enclosures
- KMTC has a swiveling design and quick-disconnect socket; KMFC use standard, flat factory hardpoints to mount



KMTC11



KMFC11

AVAILABLE IN BLACK OR WHITE



KMTC9



KMTC9

### KMLC LED CONTROLLER (SOLD SEPARATELY)

- Provides multi-function control of LED lighting in KICKER Marine Coaxials, Towers and Subwoofers
- Ultra-slim remote manages 20 different colors
- 19 dynamic modes, including adjustable brightness, fade, speed/strobe and auto save



speaker size: in, mm . power handling: watts PEAK/RMS . frequency response in Hz . Power handling assumes typical music program with minimal clipping; varies with enclosure size. See your KICKER dealer for complete details.

KMTC11	TYPE: 2-way pair	WOOFER: 11, 280	COMPRESSION DRIVER: 1.4, 35	POWER: 600/300
KMTC9	TYPE: 2-way pair	WOOFER: 9, 230	COMPRESSION DRIVER: 1.4, 35	POWER: 600/300
KMFC11	TYPE: 2-way pair	WOOFER: 11, 280	COMPRESSION DRIVER: 1.4, 35	POWER: 600/300
KMFC9	TYPE: 2-way pair	WOOFER: 9, 230	COMPRESSION DRIVER: 1.4, 35	POWER: 600/300

# KMTC/KMFC COAXIAL TOWER SYSTEMS

KMTC8 coaxial tower systems come loaded with powerful 8-inch midranges and 1-inch PEI tweeters. A single or dual 6-1/2-inch version with 3/4-inch PEI-dome tweeters is also available in the KMTC65 and KMTDC65 models. The injection-molded polypropylene speaker cones are UV-treated and matched with Santoprene® surrounds for excellent sound quality and durability in any weather. Mounting hardware is forged from rustproof, 316L stainless-steel.

Our molded ABS enclosures are made for long life on the water. The UV-resistant finish is anti-fading and anti-corrosion, with a proprietary design that produces outstanding sound quality in open-air environments.

A revolutionary, near full-rotation swivel clamp lets you aim your music anywhere, anytime – with no tools required. The stainless-steel clamp automatically adapts to tube sizes ranging from 1-1/2 to 3-1/4 inches – vertically or horizontally, while the through-clamp wiring and integrated speaker/LED connectors create a clean look without binding posts.

ASTM Salt/Fog\* and UV\*\*-certified, all KMTC tower speakers meet or exceed industry standards.

With customizable LED lighting included, your speakers can match your boat's theme. Twenty color options as well as 19 dynamic modes are available when using the optional KMLC remote.

Check into KMFC Flat-Surface-Mount Cans that are made specifically for installation on a flat surface, using the provided hardware to mount either flat or angled, or pitched up or down 5° or 10°.

\*ASTM B117 200 hr. Salt Fog Test  
\*\*ASTM G154 400 hr. Accelerated UV Test

- Marine LED-infused coaxials loaded in dual or single tower pairs
- One model with swiveling design and locking toggle (KMTC)
- Other model includes hardware to mount to any flat surfaces (KMFC)
- Available in charcoal or white



KMTC8



KMTC65



KMFC Flat Surface Mount



KMTC8



**USE THE KMLC LED REMOTE!**

speaker size: in, mm . power handling: watts PEAK/RMS . frequency response in Hz . Power handling assumes typical music program with minimal clipping; varies with enclosure size. See your KICKER dealer for complete details.

KMTC8	TYPE: 2-way pair	WOOFER: 8, 200	TWEETER: 1, 25	POWER: 300/150
KMTC65	TYPE: 2-way pair	WOOFER: 6-1/2, 165	TWEETER: 3/4, 20	POWER: 195/65
KMTDC65	TYPE: 2-way dual pair	WOOFER: 6-1/2, 165	TWEETER: 3/4, 20	POWER: 390/130
KMFC8	TYPE: 2-way pair	WOOFER: 8, 200	TWEETER: 1, 25	POWER: 300/150
KMFC65	TYPE: 2-way pair	WOOFER: 6-1/2, 165	TWEETER: 3/4, 20	POWER: 195/65

AVAILABLE IN BLACK OR WHITE



Cypress Cay

CYPRESS CAY

MERCURY





## KMT67 LONG-THROW TOWER SYSTEM

The KMT67 is a full-range, high-quality two-way speaker system specifically designed for directing tunes inside and behind the boat. The tower system adds yet another level to the diverse selection of audio gear for watercraft produced by KICKER.

The KMT67 consists of dual 6-3/4-inch woofers in two stylish, injection-molded ABS enclosures. Horn-loaded tweeters deliver long-range output and superior dispersion control. The six total speakers provide twice the cone area of a traditional coaxial tower system for ultimate volume.

The enclosures are designed for either below- or above-the-bar mounting. Billet-aluminum mounting brackets and clamp inserts adjust to seven common sizes, matching most every wake tower or roll-bar diameter. Each enclosure is also designed with a five-way, binding post hook-up on the back for added stability. The system includes stainless-steel mounting hardware.

The KMT67 is weather-proof with sealed cones and motor assemblies, while the PEI-dome tweeters are protected by dense, open-celled foam. All components are UV-treated for improved resistance against the sun's rays and the harsh marine environment. The speakers come with grilles that can be removed for a different aesthetic appeal.

- Full-range, two-way speaker system
- Dual 6.75-inch drivers with horn-loaded tweeter
- Works w/ most pipe sizes (additional sizes available – model number KMTAP)



KMT67

speaker size: in, mm . power handling: watts PEAK/RMS . frequency response in Hz . Power handling assumes typical music program with minimal clipping; varies with enclosure size. See your KICKER dealer for complete details.

<b>KMT67:</b>	<b>TYPE:</b> 2-way	<b>WOOFER:</b> 6-3/4, 165	<b>TWEETER:</b> 3/4, 20	<b>TWEETER HORN:</b> 3-1/4 x 6, 83 x 151
		<b>POWER:</b> 300/150	<b>DIM:</b> 19-1/16W x 9H x 11D, 48.4W x 22.9H x 28D	

## KMS67 HLCD COMPONENT SYSTEM

Providing maximum sound quality up close and especially at a distance, the KMS67 consists of two 6-3/4-inch, high-efficiency midrange speakers featuring lightweight, dual-stack neo-motor technology and cast-aluminum baskets. It also includes a pair of horn-loaded, 1.4-inch compression drivers with aluminum diaphragms and phase plugs for ultimate clarity and volume.

The advanced KICKER-designed horns (60-degree-vertical-by-90-degree horizontal) deliver a natural-sounding, "non-peaky" performance out to the skier, wakeboarder or wakesurfer. Integrated crossovers for the perfect musical blend complete the ultimate marine system and take the guesswork out of wiring.

KICKER tower speakers are engineered with the highest design standards and are a breeze to install, fitting snugly into 6-1/2-inch speaker cans (sold separately). Both midranges and horns are designed to fit can enclosures with identical hole diameters and bolt patterns and are built to fit perfectly with KICKER Empty Tower Enclosures.

UV treatments on the midranges' injection-molded cones, water-proof Santoprene® surrounds, baskets and grilles help the tower system tolerate freshwater or saltwater environments. Water-proof, bolt-thru grilles offer added speaker protection, and all hardware is made from rustproof, 316L stainless steel.

- Horn-loaded, compression-driver (HLCD), high-efficiency system
- Advanced horn design delivers natural-sounding, high-frequency response
- Outstanding sound up close inside the boat and at a distance
- Installs easily into KICKER KMTED or KMTES Empty Tower Enclosures

WHILE  
SUPPLIES  
LAST



KMS67

speaker size: in, mm . power handling: watts PEAK/RMS . frequency response in Hz . Power handling assumes typical music program with minimal clipping; varies with enclosure size. See your KICKER dealer for complete details.

**KMS67:** TYPE: 2-way WOOFER: 6-3/4, 165 COMPRESSION DRIVER: 1.4, 35 POWER: 400/200





## KM EMPTY TOWER ENCLOSURES

KMTES and KMTED enclosures are available in black and white. Both models accept all KICKER 8-inch, 6-1/2 or 6-3/4-inch component speakers, coaxials and horns. They include slotted mounting holes for different bolt patterns, stainless-steel screw-type connectors and come with aluminum tower-pipe clamps (2-5/8") with three other adapter sizes (2-1/4", 2-3/8", 2-1/4"). The KMTAP adapter pack that fits more pipe diameters is sold separately – ask your dealer.

The 4-inch KMMTES Tower Enclosures were designed to house the KICKER KM4 4-inch coaxial speakers. They provide two mounting options: a regular, straight base mount or an off-set bracket for angular mounting. The off-set bracket allows the enclosures to rotate, pointing sound directly to the listener's ears for an optimum listening experience. Available in black or white.

The KMMTES speaker enclosures all include acoustic poly-fill for the clearest sound, all mounting hardware, and fit tubing sizes 7/8-inch to 1-1/4-inch round or 1-inch square. The molded ABS enclosures, boasting bold cosmetics and contrasting accent details, complement KICKER's Marine speaker lineup.

- Works with any KICKER coaxials or KMS67 HLCD Component System
- Billet-aluminum mounting brackets and adapter inserts
- Available in black or white



KMTES8



KMTESW

AVAILABLE IN BLACK OR WHITE



KMMTES



KMMTESW



KMTED

KMMTES:	Mini Tower	Enclosures 4-Inch (100mm)	Drivers, pair
KMTES:	Tower	Enclosures 6-Inch (160mm) 6-1/2-Inch (165mm)	Drivers, pair
KMTED:	Tower	Dual Enclosures Dual 6-Inch (160mm) 6-1/2-Inch (165mm)	Drivers, pair
KMTES8:	Tower	Enclosures 8-Inch (200mm)	Drivers, pair

**GO**  
**OVERBOARD!**



# SPEAKERS & SUBS



# KMXL HORN-LOADED COAXIAL SPEAKERS

The KMXL is all about performance. Powerful neodymium magnets power these speakers to cut through the wind, waves and motor noise with ease. And the integrated LED lighting, horn-loaded compression driver, and that powerful KICKER sound all come without the depth of a traditional horn-loaded coaxial!

Made to thrive outdoors on boat or land, KMXL HLCD speakers come with UV-treated cloth surrounds, a tough nylon basket and waterproof cones to withstand the sun without cracking or fading. On water, you can flush-mount these speakers nearly anywhere on your boat, or load the 6.5-inch or 8-inch pairs into KM-Series Empty Enclosures to have tower cans with serious power!

The music on your cruise should stir the soul. Designed at our Stillwater, Oklahoma headquarters to KICKER's exacting standards, KMXLs are crystal clear and loud, adding powerful sound to your adventure. All-weather-grade speaker construction ensures years of sound through the wind and rain.

On land, the 6.5-inch KMXL installs directly into 2014-newer Harley Davidson® Street Glides®, thanks to the shorter compression horn (included). The powerful 6x9-inch KMXL speakers are designed for a perfect drop-in upgrade when paired with any of the KICKER HDBL Bag Lids.

All models of KICKER Marine Coaxials meet or exceed industry standards for environmental humidity and corrosion,\* and for material degradation due to UV exposure.\*\* UV treatments on the coaxial's cones, baskets and grilles help all models to maintain integrity in marine environments. These speakers can endure most any weather conditions with splash-and-spray-resistant, sealed motors and locking terminal covers. Speaker hardware is forged from rustproof, 316L stainless steel.

\*ASTM B117 200 hr. Salt Fog Test  
 \*\*ASTM G154 400 hr. Accelerated UV Test



KMXL8

COMES WITH WHITE AND CHARCOAL GRILLES



KMXL69



KMXL65

- High-volume, horn-loaded compression drivers with grilles
- Use KICKER KM Empty Tower Enclosures with the 6.5- or 8-inch
- Can also be surface mounted
- Integrated multi-color LED lighting

speaker size: in, mm . power handling: watts PEAK/RMS . frequency response in Hz . Power handling assumes typical music program with minimal clipping; varies with enclosure size. See your KICKER dealer for complete details.

KMXL65	TYPE: 2-way	WOOFER: 6-1/2, 160	COMPRESSION DRIVER: 1.25, 32	POWER: 300/150
KMXL8	TYPE: 2-way	WOOFER: 8, 200	COMPRESSION DRIVER: 1.25, 32	POWER: 500/250
KMXL69	TYPE: 2-way	WOOFER: 6x9, 160x230	COMPRESSION DRIVER: 1.25, 32	POWER: 300/150







## KM-SERIES COAXIAL SPEAKERS



KM65 with LED accent lighting and grilles



KM8 with LED accent lighting



KM4 comes with charcoal and white grilles

GRILLES AVAILABLE IN CHARCOAL OR WHITE  
MULTI-COLOR LED LIGHTING  
WITH KM8 OR KM65

### KMLC LED CONTROLLER

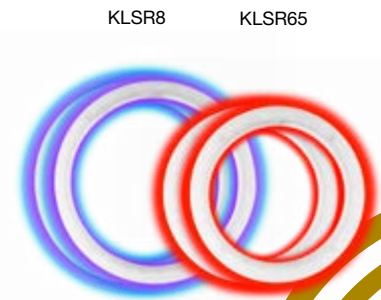
(SOLD SEPARATELY)

- Provides multi-function control of LED lighting in KICKER Marine Coaxials, Towers and Subwoofers
- Ultra-slim remote manages 20 different colors
- 19 dynamic modes, including adjustable brightness, fade, speed/strobe and auto save



### KLSR LED SPEAKER RINGS

- Light up the night with easily mountable, multi-color LED rings
- Seven colors, upgradable to 20 colors and 19 active modes with the KMLC LED Remote Control (sold separately)
- Weather-proof, half-inch spacers fit directly behind your speaker



Boaters everywhere will enjoy KM-Series Marine Coaxial Speakers, now in even more sizes and available with both charcoal and white grilles. They all retain all the spectacular highs and lows for which KICKER Speaker Systems are known, with the added convenience of multiple size options to fit virtually any application. Designed for the simplest of speaker installations, it's a breeze to get live-quality, full-range audio designed specifically for a marine environment.

The KM4 packs a lot of power into a pair of 4-inch midrange speakers and quality 1/2-inch tweeters. Available in either 2- or 4-Ohm models, it fits perfectly into KICKER KMMTES 4-inch Empty Enclosures for boat towers (sold separately). KM4 comes standard with both white and charcoal grilles.

The KM65 includes two 6-1/2-inch midrange speakers and 3/4-inch tweeters. The KM65 is available with or without RGB LED lighting with both white and charcoal grilles.

The KM8 is similar in color, available in 4-Ohm, and the 8-inch mids and 1-inch tweeters will brighten any boating experience with multi-color LED lights that can be changed to fit your mood. The KM8 comes standard with both white and charcoal grilles.

All models of KICKER Marine Coaxials meet or exceed industry standards for environmental humidity and corrosion\* and for material degradation due to UV exposure.\*\* UV treatments on the coaxials' injection-molded cones, Santoprene® surrounds, baskets and grilles help all models to maintain in marine environments. These speakers can endure most any weather conditions with splash- and spray-resisting sealed motors, cones and locking terminal covers. Speaker hardware is forged from rustproof, 316L stainless-steel.

\* ASTM B117 200 hr. Salt Fog Test  
\*\* ASTM G154 400 hr. Accelerated UV Test

- Optional, multi-color LED accent lighting on KM8 and KM65
- Packaged with both charcoal and white grilles
- Designed specifically for boat audio with weather-proof qualities

speaker size: in, mm . power handling: watts PEAK/RMS . frequency response in Hz . Power handling assumes typical music program with minimal clipping; varies with enclosure size. See your KICKER dealer for complete details.

KM4	WOOFER: 4, 100 MOUNT DEPTH: 1-7/8, 48	TWEETER: 1/2, 13 HOLE DIAM: 3-13/16, 97	POWER: 150/50 OUTER DIAM: 5-1/8, 130	FREQ: 60-20k	IMPED: 2 or 4
KM65	WOOFER: 6-1/2, 165 MOUNT DEPTH: 2-7/8, 72	TWEETER: 3/4, 20 HOLE DIAM: 5-1/8, 130	POWER: 195/65 OUTER DIAM: 6-7/8, 174.1	FREQ: 35-21k	IMPED: 4
KM8	WOOFER: 8, 200 MOUNT DEPTH: 3-1/4, 82	TWEETER: 1, 25 HOLE DIAM: 6-11/16, 170	POWER: 300/150 OUTER DIAM: 8, 204.1	FREQ: 30-21k	IMPED: 4

## L7S™ SUBWOOFERS

The L7S™ is a cutting-edge, square-sub design from the award-winning KICKER Solo-Baric® line that is the most recognizable woofer in the industry. The unique design ultimately means more cone area, more air displacement and more raw bass than a conventional round subwoofer. And when installed in its optimum sealed enclosure, the L7S is weather-resistant for all fresh-water applications.

The L7S handles huge power and provides extreme output. The dual-voice-coil terminals are satin nickel-plated and spring-loaded for an attractive, reliable connection to larger gauge wire. The heavy-duty ribbon tinsel leads take your amplifier's power through a semi-progressive spider to voice coils equipped with high-temp copper windings, engineered to handle intense heat easily while delivering extraordinary power levels. To dissipate any excess heat, KICKER's UniPlate™ black plate and pole piece represent a single, solid unit, allowing heat to move away from the motor. Venting below the spider allows air to move and heat to escape.

You want grace under pressure. With patented corner-ribs to minimize distortion and a blue-stitched Santoprene® surround helping to hold the massive cone structure in place, the L7S provides durability at high excursion without compromising sound quality.

In addition to the stable structure, the L7S revolves around KICKER's most advanced cone design, the injection-molded SoloKon™, which adds targeted strength for reliable performance and accurate response. The 360-degree, constant-contact back bracing adheres directly to every contour of the SoloKon square cone, maximizing the mechanical coupling of the motor while making the woofer as strong and responsive as possible.



L7S10

## L7S SUBWOOFER LED GRILLES (SOLD SEPARATELY)

Big bass needs big protection. That's why you can get woofer-shielding square grilles made for the marine climate in white or charcoal! Each grille comes with color-changing, RGB LED lighting pre-installed to set the mood in your boat.

- Patented square-cone tech for more bass than same-sized round sub
- Outstanding sound quality and high power handling
- Ultra-rigid, one-piece SoloKon™ with vented, 360-degree back bracing
- Extreme durability in fresh-water applications only (not recommended for salt water)



L7S10



L7S12



L7S10



**USE THE KMLC  
LED REMOTE  
WITH THIS  
PRODUCT!**

MULTI-COLOR RGB LED LIGHTING AVAILABLE IN 10" AND 12"

speaker size: in, cm . power handling: watts PEAK/RMS . impedance: Ohms . Power handling assumes typical music program with minimal clipping; varies with enclosure size. See your KICKER dealer for complete details. Based on measurements of 4Ω models.

<b>L7S12: SIZE: 12, 30</b>	<b>POWER: 1500/750</b>	<b>IMPED: 2 or 4 DVC</b>	<b>MOUNT DEPTH: 6-13/16, 17.3</b>	<b>HOLE DIAM: 11-1/16, 28.1</b>	<b>OUTER DIAM: 12-15/16, 32.8</b>
<b>L7S10: SIZE: 10, 25</b>	<b>POWER: 1200/600</b>	<b>IMPED: 2 or 4 DVC</b>	<b>MOUNT DEPTH: 6-1/4, 15.9</b>	<b>HOLE DIAM: 9-5/16, 23.7</b>	<b>OUTER DIAM: 11, 28.04</b>



Now with

**FORCED-AIR  
COOLING**







KM12



KM12



KM10



KM12 Grille  
(Sold separately)



KM10 Grille  
(Sold separately)

## KM-SERIES SUBWOOFERS

The eight KICKER KM Marine Subwoofers deliver superior bass, in or out of an enclosure. Co-molded woofer cones and butyl surrounds create a superior seal, while tooled polycarbonate baskets, front and rear gasketing, and ASTM salt/fog\* and UV\*\* certification make this one of the loudest, longest lasting subs you'll ever put on your boat.

Made to thrive on the water, KM subs are equipped with a splash-resistant, sealed motor structure and locking terminal cover, so the beating heart of the sub is kept perfectly dry and playing hard!

KMF Freeair Subwoofers are perfect for creating big bass without an enclosure. As weatherproof and marine-ready as their KM cousins, all you have to do is mount and power them. Instant bass!

KICKER KM Subwoofers thrive in a sealed or vented enclosure. You get the solid, weatherproof low-end you need to feel the beat on your boat.

Both KM Subwoofer styles are now available in two sizes (10- and 12-inch) and two impedances (2- or 4-Ohm single voice coil) for the flexibility to design your system, your way.

\*ASTM B117 200 hr. Salt Fog Test  
\*\*ASTM G154 400 hr. Accelerated UV Test

- KM designed specifically for sealed or ported enclosures
- KMF designed specifically for freeair applications
- Charcoal or White grilles featuring multi-color LED lighting sold separately

speaker size: in, cm . power handling: watts PEAK/RMS . frequency response in Hz . Power handling assumes typical music program with minimal clipping. See your KICKER dealer for complete details.

### STANDARD MARINE

KM12	WOOFER: 12, 30	POWER: 500/250	IMPED: 2 or 4 SVC	MOUNT DEPTH: 5.5, 13.9	HOLE DIAM: 11, 27.9	OUTER DIAM: 13, 32.95
KM10	WOOFER: 10, 25	POWER: 500/250	IMPED: 2 or 4 SVC	MOUNT DEPTH: 5, 12.7	HOLE DIAM: 9-3/16, 23.2	OUTER DIAM: 10-11/16, 27.1

### FREEAIR MARINE

KMF12	WOOFER: 12, 30	POWER: 500/250	IMPED: 2 or 4 SVC	MOUNT DEPTH: 5.5, 13.9	HOLE DIAM: 11, 27.9	OUTER DIAM: 13, 32.95
KMF10	WOOFER: 10, 25	POWER: 500/250	IMPED: 2 or 4 SVC	MOUNT DEPTH: 5, 12.7	HOLE DIAM: 9-3/16, 23.2	OUTER DIAM: 10-11/16, 27.1

## KM-SERIES SUBWOOFER LED GRILLES (SOLD SEPARATELY)

- Made for KM/KMF 10- and 12-inch subwoofers, these grilles protect – brilliantly! RGB LED-equipped and molded from thick ABS plastic, the grilles come in white or charcoal.
- Perfect for fresh and salt water, these waterproof grilles provide years of protection for your bass, while thick silicone-coated LEDs give your boat an added flair!



USE THE KMLC  
LED REMOTE!

## KLSR LED SPEAKER RINGS

- Light up the night with easily mountable, multi-color LED rings
- Seven colors, upgradable to 20 colors and 19 active modes with the KMLC LED Remote Control (sold separately)
- Weather-proof, half-inch spacers fit directly behind your speaker


KLSR12



KLSR10



KLSR12



KLSR10



# POWER AMPLIFIERS





GO  OVERBOARD!



# KXMA-SERIES MARINE POWER AMPLIFIERS

The KXMA-Series takes proven technologies and advanced components to the water. These weather-resistant marine amps utilize class-leading features for unbelievable sound in the boating environment, in the most compact chassis to date.

KXMA-Series Marine Amplifiers are available in six models: a 900-watt, hybrid 5-channel amp for a full system solution; two-channel amplifiers with up to 1,200 watts of power; a pair of 4-channel amplifiers with up to 800 watts of power; and a massive 8-channel, 800-watt amplifier. All six KICKER marine power units utilize Class-D amplification for the best in efficiency, flexibility and sound quality without draining your boat's battery.

The five-channel KXMA900.5 includes 1-Ohm stability and KickEQ+™ parametric bass boost. A variable subsonic filter is also included to make your bass powerful, accurate and ultra-reliable!

KXMA-Series Amps are built for playing outdoors, like any KICKER Real Marine™ product. Power, speaker and input connections are gasket-sealed, as is the control cover, for a water-resistant barrier to key components. The internal circuit boards are protected by a conformal coating for water and dirt resistance, plus all power connections meet ABYC/NMMA/NMEA standards.

Stainless-steel mounting hardware prevents rust stains on carpeting and gel coat, and the chassis' anodized finish battles harsh solar rays. They feature an optimized circuit layout for the most efficient use of components, the smallest footprint and clearest sound quality. KXMA-Series Amplifiers also come loaded with variable active crossover and digital preamplifier.



KXMA900.5



KXMA900.5



KXMA900.5



- Superior sound quality and weather-resistant power
- KXMA900.5 amp with sub channel stable to 1 Ohm
- KICKER Real Marine™ means it's made specifically for marine use
- Completely updated and improved



## KMBLC REMOTE LEVEL CONTROL

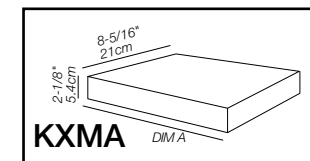
Dial in the volume on the KXMA900.5 with the dash-mount remote.



all power listed in watts per channel . dimensions in in, cm

### MULTI-CHANNEL

KXMA500.4	POWER 2Ω STEREO: 125x4	POWER 4Ω BRIDGED MONO: 250x2		DIM A: 11-3/16, 28.4	
KXMA800.4	POWER 2Ω STEREO: 200x4	POWER 4Ω BRIDGED MONO: 400x2		DIM A: 11-9/16, 29.4	
KXMA900.5	POWER 2Ω STEREO: 125x4	POWER 4Ω BRIDGED MONO: 250x2	CLASS D 1Ω MONO: 400	DIM A: 12-3/4, 32.4	REMOTE INCLUDED
KXMA800.8:	POWER 2Ω STEREO: 100x8	POWER 4Ω BRIDGED MONO: 200x4		DIM A: 14-3/4, 37.4	
STEREO					
KXMA400.2:	POWER 2Ω STEREO: 200x2	POWER 4Ω BRIDGED MONO: 400x1		DIM A: 9-9/16, 24.4	
KXMA1200.2:	POWER 2Ω STEREO: 600x2			DIM A: 11-3/16, 28.4	







## KMA-SERIES MARINE POWER AMPLIFIERS

KMA-Series Marine Amplifiers are an affordable way to get KICKER power on the water. Available in five flexible models, the KM line offers up to 800 watts of power in a mono amp as well as a two, four and super-flexible six-channel amps! Purpose-built for your boat, every KM amp comes complete with marine-grade speaker terminals, stainless-steel screws, conformal-coated circuit boards and ABYC/NMMA/NMEA-compliant power connections – KICKER Real Marine™ in every way.

A variable 12dB crossover controls the sonic response of your speakers, while a 24dB subsonic filter on the 1-Ohm stable KMA800.1 and the KMA600.6 actively filters out damaging ultra-low frequencies. The amplifiers are also equipped with KickeEQ™ variable bass boost.

The KMA600.6 powers up to three independent full-range zones. Whether you're swimming, wakeboarding or tubing, this six-channel 600-watt amp gives you an easy way to get the perfect volume levels in the water and on the boat at the same time.



KMA800.1



KMA800.1



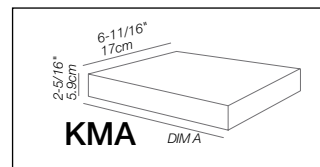
- Reliable, weather-resistant power and performance
- KICKER Real Marine™ with ABYC/NMMA/NMEA-compliant features
- Three-zone capability with the KMA600.6
- Completely updated and improved from the KICKER original KM line



KMA800.1

### KMBLC REMOTE LEVEL CONTROL

Dial in the volume on the KMA800.1 with the dash-mount remote.



all power listed in watts per channel . dimensions in in, cm

#### MULTI-CHANNEL

KMA360.4	POWER 2Ω STEREO: 90x4	POWER 4Ω BRIDGED MONO: 180x2	DIM A: 12-7/16, 31.5
KMA600.4	POWER 2Ω STEREO: 150x4	POWER 4Ω BRIDGED MONO: 300x2	DIM A: 12-7/16, 31.5
KMA600.6	POWER 2Ω STEREO: 100x6	POWER 4Ω BRIDGED MONO: 200x3	DIM A: 13-15/16, 35.3

#### STEREO

KMA150.2:	POWER 2Ω STEREO: 75x2	POWER 4Ω BRIDGED MONO: 150x1	DIM A: 8-1/16, 20.4
-----------	-----------------------	------------------------------	---------------------

#### MONO

KMA800.1	POWER 1Ω MONO: 800x1	DIM A: 8-1/16, 20.5	REMOTE INCLUDED
----------	----------------------	---------------------	-----------------

MEMBER OF  
**NMMA**  
National Marine Manufacturers Association



**GO**   
**OVERBOARD!**





# *MEDIA CENTERS*

## KMC5 PREMIUM MEDIA CENTER

Providing the ultimate fun for your cruise, KICKER's premier KMC5 Media Center features six channels of built-in power, delivering up to 240 watts to your speakers! It's equipped with an AM/FM/satellite-radio/weather-band tuner, charging USB connection and four sets of RCA outputs for easy expansion.

Your KMC5 comes with a sunlight-viewable, full color 3.5-inch LCD screen, rotary encoder and 240 watts of peak power into six channels. Add even more bump to your boat by adding amplifiers to the front, rear, subwoofer and Zone-2 RCA outputs.

Exclusive to the KMC5, the included video input can be configured in a variety of ways. Monitor your rider at the end of the rope, use it as a backup camera, even use it as a video baby monitor! The video input can be toggled with either a trigger wire or a button push.

Pair your Bluetooth to the KMC5, plug into the USB or RCA inputs, or turn on the AM/FM or satellite radio. Add a KRC55 Digital Remote or a KRC12 Remote Commander for even more control. This durable Media Center is ready for some fun on the water!



KMC5

- Video input is provided for use with backup or tower cameras, or other sources
- NMEA®2000-compatible
- "Zone 2" provides independent volume control of a separate listening area
- Satellite-radio ready
- Add the KRC55 Digital Remote for convenience and control of listening zones



KMC4

## KMC4 DUAL-ZONE MEDIA CENTER

Meet your new entertainment hub! The KMC4 features four channels and up to 200 watts of built-in power. It comes equipped with an AM/FM/Bluetooth/weather-band tuner, charging USB connection and four sets of RCA outputs for easy expansion.

The KMC4 comes with a sunlight-viewable, full-color 3-inch LCD screen and a rotary encoder for easy access to your tunes. Add even more bump to your boat by connecting KICKER Marine Amplifiers to the front, rear, sub and Zone-2 RCA outputs. The KMC4 is ready for any music you want to play with the full-color display showing you on-screen artist, album art, track and title data.

- "Zone 2" provides independent volume control of a separate listening area
- Up to 10 Favorites for each source
- Add a wired KICKER KRC12 Remote Commander for more control







REHINGTON

## KMC2 GAUGE MEDIA CENTER/ KMC3 ALL-IN-ONE MEDIA CENTER

2 looks – one great tuner!

The KMC3 and KMC2 Media Centers are made specially for marine and outdoor use, equipped with an AM/FM tuner and large, backlit buttons that let you adjust power, volume, seek, tuning, pause/play and mute. Built-in Bluetooth® easily pairs with your device for wireless music streaming from up to 30 feet away. With USB charging and RCA aux-inputs standard, these receivers are ready to play virtually any source you want – whenever you want. The built-in, 72-watt (RMS) amplifier delivers as much as 20 watts per channel into four channels. A full-range RCA output lets you connect KICKER marine amplifiers to the system, for an even bigger party!

Using a clever APS (auto preset system), the KMC3 and KMC2 automatically memorize the strongest radio stations in your immediate area. Customize your sound with user-definable equalizer settings, or use one of the convenient pre-made settings for rock, classical, flat or pop. The bass, treble, balance and fader are always adjustable with the press of a button.

The anti-glare LCD display lets you view information during all times of the day and weather. As with all KICKER Marine gear, the KMC3 and KMC2 are UV- and salt/fog-rated for long life and includes stainless-steel hardware for a flawless installation that lasts.

- AM/FM/USB/Bluetooth streaming receiver
- Anti-glare LCD display for day or night
- Customizable EQ with four supplied presets



KMC2



PRODUCT



KMC3



PRODUCT

# MEDIA CENTER ACCESSORIES

## KXMARLC ZONE VOLUME CONTROLLER

Get precise volume control in up to four independent zones of your boat! This universal zone control distributes a stereo RCA signal from your source unit to as many as four independent stereo RCA outputs. The built-in line driver delivers up to an eight-volt signal to each channel for maximum amplifier output.



- Up to four independent zone controls
- Base processor unit and four-zone remote controller included
- Compatible with all amplifiers
- Customizable zone labels included



**RATED OUTPUT PER CHANNEL, ALL CHANNELS DRIVEN (1KHZ,14.4 VDC, THD < 1%): 8V**

**FREQUENCY RESPONSE HZ (± 1DB): 20-20,000**

**INPUT SENSITIVITY (VAC): 4.0 - 0.125**

**SIGNAL TO NOISE RATIO @ RATED POWER [DB]: 100**

**INPUT IMPEDANCE [OHM]: 10K**

**OUTPUT IMPEDANCE [OHM]: 100K**

## KRC12 REMOTE COMMANDER

(use with all KICKER Media Centers)

Control your music from anywhere on the boat with the KRC12 Wired Remote Commander. Whether you're topside or in the cabin, this flexible remote lets you instantly change the source, volume and track with the press of a button. Comes with its own 25-foot cable, and provides a simple one-wire hook-up.

KRCY1 Y-Cable Splitter lets you add multiple KRC55 Remotes around your boat (a KRCEXT25 is needed for each remote.).

KRCEXT25 provides 25 feet of cable from your KMC5 Media Center to reach the KRC55 Remote and the farthest corners of your boat.



KRC12



MEMBER OF  
**NMMA**  
National Marine Manufacturers Association





## KRC55 DIGITAL REMOTE (FOR KMC5 ONLY)

For use only with the KICKER KMC5 Premium Media Center, the KRC55 is a must-add to put you in the driver's seat from anywhere you want to mount it.

Whether you're topside or in the cabin of your boat, or even in back of your UTV, this flexible remote lets you instantly change the KMC5's source, volume, track and favorites from a bright two-line LCD display. Use the KICKER KRCEXT25 Extension Cable to connect directly to your KMC5, and connect multiple KRC55s to it with a KICKER KRCY1 Y-Adapter.

(KRCEXT25 and KRCY1 sold separately)

KRC55



# MARINE ACCESSORIES

To ensure maximum power transfer and reliability, KICKER uses pure, full-spec OFC copper wire that is tinned to prevent corrosion. KICKER Marine Power and Signal Accessories are a complete wiring solution, built to the highest standards in the marine industry. KICKER only designs and builds USCG (U.S. Coast Guard) and ABYC (American Boat and Yacht Council)-compliant Accessory products.

## MARINE POWER WIRE

To ensure maximum power transfer and reliability, KICKER takes pure, full-spec OFC copper wire is tinned to prevent corrosion. Compliant with Coast Guard and ABYC standards, the power cable features soft, flexible jacketing that makes installation easy, even when running cable around corners.




## MARINE SPEAKER WIRE

Engineered to withstand the toughest marine environments, the KMWRGB150 is a purpose-built wire made to connect both your speaker and LED lights, using OFC 16 AWG wire for the speaker and 18 AWG for the RGB connections, and is nickel-tinned to resist corrosion. The large 18 AWG RGB wire aids in preventing voltage sag and meets USCG standards for wiring in new boats. KICKER Marine speaker wire also comes in a single pair 16 AWG option, made to the same stringent specs as the speaker/RGB cable.



## MARINE INTERCONNECTS

KICKER Marine Interconnects are purpose-made for life on the water. The RCA cables feature split-pin connections and OFC wire for superior bass response and signal clarity. The PVC jacketing is extended to completely cover the ground ring, providing a superior seal between the elements and your amplifier. All marine RCA cables feature an ultra-slim union for snag-free cable routing in tight places.




## MARINE POWER DISTRIBUTION

When it comes to powering your boat's amplifiers, keeping your cabling safe means keeping your passengers safe. KICKER is the only 12-volt aftermarket brand to offer a power distribution system that meets Coast Guard and ABYC standards, and is so safe it can be used in new boat construction. KICKER's MRBF fuses also meet SAE-J1171 standards for ignition protection, and are IP66 rated.



## MARINE POWER KITS

Get all the power you need in this convenient marine amp kit. Available in 4 and 8 AWG options, the kits come complete with fuse, fuse holder, power and ground cabling, plus remote wire.



# AMP SPECIFICATIONS

## KXMA-SERIES

MODEL [at 14.4V]:	KXMA400.2	KXMA1200.2	KXMA500.4	KXMA800.8	KXMA900.5	KXMA800.4
POWER [watts/ch], 2 OHM STEREO	200 x 2	600 x 2	125 x 4	100 x 8	125 x 4	200 x 4
POWER [watts/ch], 4 OHM BRIDGED MONO:	400 x 1	N/A	250 x 2	200 x 4	250 x 2	400 x 2
POWER [watts/ch], CLASS D 1 OHM MONO:	N/A	N/A	N/A	N/A	400 x 1, +/-10%	N/A
DYNAMIC POWER [watts]:	500	1500	700	1200	1300	1100
COMES WITH WIRED REMOTE:	No	No	No	No	Yes	No
DIMS [in] all models 2-1/8H x 8-5/16W x ...L	9-9/16	11-3/16	11-3/16	14-3/4	12-3/4	11-9/16
DIMS [cm] all models 5.4H x 21.0W x ...L	24.4	28.4	28.4	37.4	32.4	29.4
FREQUENCY RESPONSE [Hz]:	10-20k, +/-1dB	10-20k, +/-1dB	10-20k, +/-1dB	10-20k, +/-1dB	(amp 1&2) 10-20k, +/-1dB; (mono) 10-160	10-20k, +/-1dB
INPUT SENSITIVITY:	High Level 250mV-10V, Low Level 125mV-5V	High Level 250mV-10V, Low Level 125mV-5V	High Level 250mV-10V, Low Level 125mV-5V	High Level 250mV-10V, Low Level 125mV-5V	High Level 250mV-10V, Low Level 125mV-5V	High Level 250mV-10V, Low Level 125mV-5V
SIGNAL-TO-NOISE RATIO:	>95dB, a-weighted, re: rated power	>95dB, a-weighted, re: rated power	>95dB, a-weighted, re: rated power	>95dB, a-weighted, re: rated power	>95dB, a-weighted, re: rated power	>95dB, a-weighted, re: rated power
ACTIVE CROSSOVER:	24dB/octave, Off/variable high pass 10-500Hz, variable low pass 40-500Hz (400-5kHz w/ 10x switch), band pass capable	24dB/octave, Off/variable high pass 10-500Hz, variable low pass 40-500Hz (400-5kHz w/ 10x switch), band pass capable	(amp 1) 24dB/octave, variable 10-5kHz w/ 10x switch, selectable high pass, low pass or all pass; (amp 2) 24dB/octave, variable high pass 10-500Hz, variable low pass 40-5kHz w/10x switch, selectable high pass, low pass, all pass or band pass	(amp 1 and amp 2) 24dB/octave, Off/HP/LP, variable 10-5kHz w/ 10x switch; (amp 3 and amp 4) 24dB/octave, Off/HP/LP/BP, variable HP 10-500Hz; variable LP, 40-5kHz w/ 10x switch	Full-Range - (amp 1) 24dB/octave, variable 10-5kHz w/ 10x switch, selectable high pass, low pass or all pass; (amp 2) 24dB/octave, variable high pass 10-500Hz, variable low pass 40-5kHz w/ 10x switch, selectable high pass, low pass, all pass or band pass; Sub Ch. - 24dB/octave, variable 40-160Hz low pass only	(amp 1) 24dB/octave, variable 10-5kHz w/ 10x switch, selectable high pass, low pass or all pass; (amp 2) 24dB/octave, variable high pass 10-500Hz, variable low pass 40-5kHz w/10x switch, selectable high pass, low pass, all pass or band pass
SUBSONIC FILTER [KXMA.5]:	N/A	N/A	N/A	N/A	(mono only) high-pass variable 10-80Hz	N/A
KickEQ BOOST:	Variable 0-6dB, centered @ 40Hz	Variable 0-6dB, centered @ 40Hz	Variable 0-6dB, centered @ 40Hz (amps 1 and 2)	Variable 0-6dB, centered @ 40Hz (amps 1, 2, 3 and 4)	(mono only) Variable 0-6dB, centered 40Hz	Variable 0-6dB, centered @ 40Hz (amps 1 and 2)

## KMA-SERIES

MODEL [at 14.4V]:	KMA150.2	KMA360.4	KMA600.6	KMA800.1	KMA600.4
POWER [watts/ch], 2 OHM STEREO	75 x 2	90 x 4	100 x 6	N/A	150 x 4
POWER [watts/ch], 4 OHM BRIDGED MONO:	150 x 1	180 x 2	200 x 3	N/A	300 x 2
POWER [watts/ch], 1 OHM MONO:	N/A	N/A	N/A	800 x 1	N/A
DYNAMIC POWER [watts]	190	500	750	1200	725
COMES WITH WIRED REMOTE:	No	No	No	Yes	No
DIMS [in] all models 2-5/16H x 7-1/8W x ...L	8-1/16	12-7/16	13-15/16	8-1/16	12-7/16
DIMS [cm] all models 5.9H x 18.0W x ...L	20.4	31.5	35.3	20.5	31.5
FREQUENCY RESPONSE [Hz]:	10-20k, +/-1dB	10-20k, +/-1dB	10-20k, +/-1dB	25-200, +/-3dB	10-20k, +/-1dB
INPUT SENSITIVITY:	High Level 250mV-10V, Low Level 125mV-5V	High Level 250mV-10V, Low Level 125mV-5V	High Level 250mV-101V, Low Level 125mV-5V	High Level 250mV-10V, Low Level 125mV-5V	High Level 250mV-10V, Low Level 125mV-5V
SIGNAL-TO-NOISE RATIO:	>95dB, a-weighted, re: rated power	>95dB, a-weighted, re: rated power	>95dB, a-weighted, re: rated power	>95dB, a-weighted, re: rated power	>95dB, a-weighted, re: rated power
ACTIVE CROSSOVER:	12dB/octave, variable 50-200Hz, selectable high pass, low pass or all pass	12dB/octave, variable 50-200Hz, selectable high pass, low pass or all pass	(amp 1 and amp 2) 12dB/octave, variable 0-200Hz, HP only; (amp 3) 12dB/octave, variable 50-200Hz, Off/HP/LP	12dB/octave, variable 50-200Hz, low pass only	12dB/octave, variable 50-200Hz, selectable high pass, low pass or all pass
SUBSONIC FILTER	N/A	N/A	(amp 3 only) 24dB/octave, high pass fixed @ 25Hz	24dB/octave high pass fixed @ 25Hz	N/A
KickEQ™ BOOST	Variable 0-6dB, centered @ 40Hz	Variable 0-6dB, centered @ 40Hz	(amp 3 only) Variable 0-6dB, centered @ 40Hz	Variable 0-6dB, centered @ 40Hz	Variable 0-6dB, centered @ 40Hz

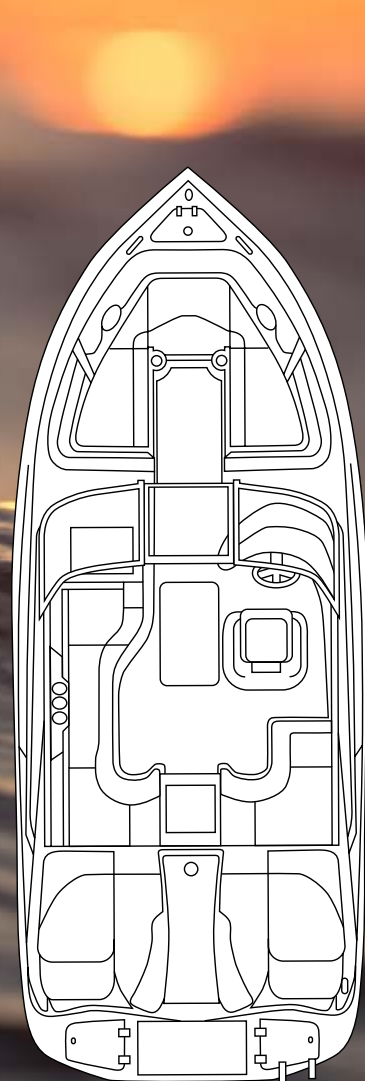
RMS Power test @ 14.4v @ <math>\pm 1\%</math> THD+N, Audio Precision® APx500 analyzer, see "www.kicker.com/amp-power-testing" for details.

Dynamic Power test @ 14.4v @ <math>\pm 10\%</math> THD+N, Audio Precision APx500 analyzer, see "www.kicker.com/amp-power-testing" for details.

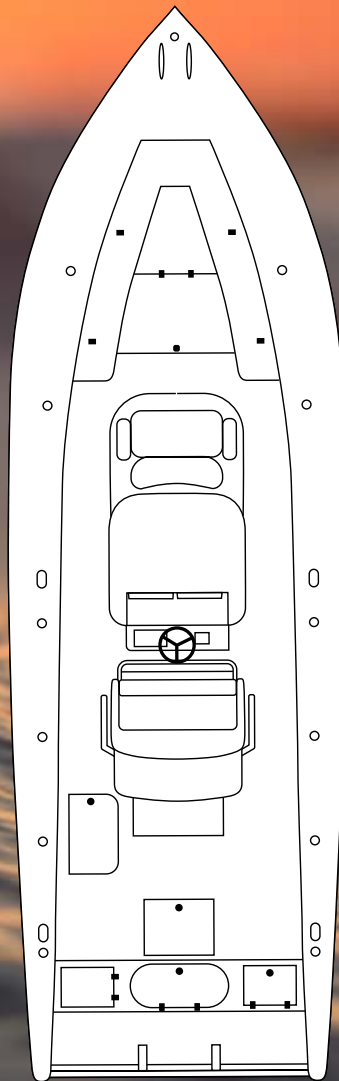
Audio Precision is a registered trademark of Audio Precision in the United States and other countries.



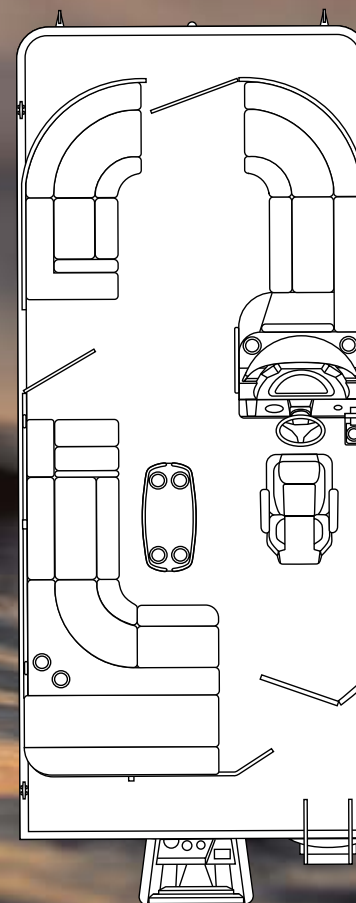
GO  
OVERBOARD!



SPRAY



FISH



PLAY

ENDLESS SYSTEM POSSIBILITIES! ASK YOUR KICKER MARINE SPECIALIST ABOUT WHAT'S RIGHT FOR YOUR BOAT!

**KICKER**®

POWERSPORTS / MOTORCYCLE



# TOWER SYSTEMS



# POWERCANS BTCAN65

No radio? No problem! Add these KICKER self-powered Bluetooth® speakers to your UTV for 75 watts per channel of pumping power. Simply connect the speakers to power, pair your Bluetooth-enabled device and you're playing! Use the stereo AUX connection to play another hard-wired device, then switch back to Bluetooth with a simple press of a button on the speaker.

Add even more convenience by installing the flawless, hard-wired remote (included). The backlit, oversized buttons let you change volume, track and source on the fly - even when the ride gets wild! Use the stereo AUX output to add a KICKER PXA-series amplifier and KICKER sub for even more bump!

Standard multicolor LEDs light up your ride - and the night! Add the KICKER KMLC LED controller (sold separately) to add even more colors and 19 lighting modes. These weather-resistant speakers are IP66 rated for fun in the sun, sand, dirt and mud! Attach the speakers to any square or round tube from 1.5-2 inches wide.

## POWER POINTS

- Easily add music to UTVs, boats, golf carts or anything with a 12-volt battery
- Choose Bluetooth streaming or AUX-mode to play
- Weather-resistant square speaker enclosures with multicolor LEDs

all power listed in watts per channel. dimensions in in, mm.

BTCAN65 WOOFERS: 6-1/2, 160 TWEETERS: 3/4, 20 POWER: 75 x 2 HARNESS LENGTH: 144, 3660



BTCAN65





# POWERBARS KPB2/KPB1

The KICKER PowerBar amplified speaker systems are built to go hard and play loud – delivering your music with the same passion and pulse of the ride itself. With either a robust PowerBar with four mid-woofers and two titanium tweeters, or a larger one with eight mid-woofers and two tweeters, these IP66-rated, weather-resistant systems are driven by either a 150-watt (KPB1 6-speaker) or 300-watt (KPB2 10-speaker) internal amplifier. The included 3.5mm line-output connection lets you add amplifiers for an even bigger system or subwoofer.

Connect sources with ease using Bluetooth or a full-range AUX stereo input, then customize your sound with four DSP (digital signal processing)-controlled EQ presets. Get the gang together – KICKER's Broadcast Mode wirelessly connects multiple PowerBars together for an even bigger party!

The included bracketing lets you quickly mount the PowerBars on a 1.5-, 1.75- or 2-inch round tube. If you want one for a golf cart, KICKER has 0.75-, 1-, or 1.25-inch bracketing available for square tubes (sold separately).

## POWER POINTS

- Perfect for UTV or golf carts
- Weather-resistant IP66-rated\*
- Wireless remote included
- Mount brackets for round tubes included

all power listed in watts per channel. dimensions in in., mm.

**KPB1** WOOFERS: (4) 3, 76 TWEETERS: (2) 1, 25 POWER: 150 LENGTH: 21, 530  
HEIGHT: 4-7/16, 113.2 DEPTH: 4-9/16, 115.3

**KPB2** WOOFERS: (8) 3, 76 TWEETERS: (2) 1, 25 POWER: 300 LENGTH: 34.5, 880  
HEIGHT: 4-7/16, 113.2 DEPTH: 4-9/16, 115.3

\*IP66 Certification – Allows no dust into the PowerBar. Also allows no moisture into the PowerBar after being sprayed for three minutes with a 12.5mm water nozzle at 100 liters per minute at a distance of 3 meters.



Round mounting clamps are included; square clamps (47KPBSQ) for golf carts are sold separately.


KPB1 6-Speaker System



KPB2 10-Speaker System



ALUMINUM HOUSING



BROADCAST MODE



OVERSIZED BUTTONS



WIRELESS REMOTE WITH BRACKET





# KMTC/KMFC HLCD TOWER SYSTEMS

Send your sound across the sand with KMTC and KMFC HLCD (horn-loaded compression driver) tower speakers. Available in black or white, these speakers deliver exceptional clarity and concert-level volume! You've never heard this combination of volume and clarity before. Each 9- and 11-inch coaxial driver carries a proprietary horn design, made to sound incredibly loud and smooth.

On the KMTC, the innovative enclosure clamp is made of 316L stainless steel and houses both the speaker and LED cables – protecting them from the elements in a specialized mating socket.

The near full-rotation speaker design allows your music to play anywhere, any time. Simply flip the integrated toggle and turn the speaker to aim your music where you want it.

Easily bring your speakers from the side-by-side to the shop, thanks to KICKER's revolutionary in-clamp wiring system. Disconnecting wires is a thing of the past – no tools needed!

If a flat mount is desired or needed, our KMFC Flat-Surface-Mount Systems provide another way to mount your cans, made for flat factory hardpoints with 2.5-inch bolt spacing and hidden wires.

Light up the night with standard illumination. Seven vibrant colors let you match the speakers to your rig's color scheme, or upgrade to 20 colors and 19 wild lighting modes with the optional KMLC controller/wireless remote.

\*ASTM B117 200 hr. Salt Fog Test  
\*ASTM G154 400 hr. Accelerated UV Test

## POWER POINTS

- Horn-loaded, compression-driver (HLCD), high-efficiency system
- Advanced horn design delivers natural-sounding, high-frequency response
- Includes 1.4-inch (3.5mm) aluminum-diaphragm compression drivers
- LED-infused enclosures
- KMTC has a swiveling design and quick-disconnect socket; KMFC uses flat factory hardpoints to mount

speaker size: in, mm . power handling: watts PEAK/RMS . frequency response in Hz . Power handling assumes typical music program with minimal clipping; varies with enclosure size. See your KICKER dealer for complete details.

KMTC11	TYPE: 2-way pair	WOOFER: 11, 280	COMPRESSION DRIVER: 1.4, 35	POWER: 600/300
KMTC9	TYPE: 2-way pair	WOOFER: 9, 230	COMPRESSION DRIVER: 1.4, 35	POWER: 600/300
KMFC11 Flat	TYPE: 2-way pair	WOOFER: 11, 280	COMPRESSION DRIVER: 1.4, 35	POWER: 600/300
KMFC9 Flat	TYPE: 2-way pair	WOOFER: 9, 230	COMPRESSION DRIVER: 1.4, 35	POWER: 600/300



KMFC11 Flat-Surface Mount

KMTC11



AVAILABLE IN BLACK OR WHITE



KMTC9

## KMLC LED CONTROLLER (SOLD SEPARATELY)

- Provides multi-function control of LED lighting in KICKER All-Weather Coaxials, Towers and Subwoofers
- Ultra-slim remote manages 20 different colors
- 19 dynamic modes, including adjustable brightness, fade, speed/strobe and auto save



# KMTC/KMFC COAXIAL TOWER SYSTEMS

KMTC8 coaxial tower systems come loaded with powerful 8-inch midranges and 1-inch tweeters. A single or dual 6-1/2-inch version with 3/4-inch PEI-dome tweeters is also available in the KMTDC65 and KMTDC65 models. The injection-molded polypropylene speaker cones are UV-treated and matched with Santoprene® surrounds for excellent sound quality and durability in any weather. Mounting hardware is forged from rust-proof, 316L stainless-steel.

Our molded ABS enclosures are made for long life in the weather. The UV-resistant finish is anti-fading and anti-corrosion, with a proprietary design that produces outstanding sound quality in open-air environments.

A revolutionary, near full-rotation swivel clamp lets you aim your music anywhere, anytime – with no tools required. The stainless-steel clamp automatically adapts to tube sizes ranging from 1-1/2 to 3-1/4 inches – vertically or horizontally, while the through-clamp wiring and integrated speaker/LED connectors create a clean look without binding posts.

With customizable LED lighting included, your speakers can match your ride's theme. Twenty color options as well as 19 dynamic modes are available when using the optional KMLC LED remote.

Check into KMFC Flat-Surface-Mount Cans that are made specifically for installation on a flat surface, using the provided hardware to mount either flat or angled, or pitched up or down 5° or 10°.



KMTDC65C

## POWER POINTS

- All-weather, LED-infused coaxials loaded in dual or single tower pairs
- One model with swiveling design and locking toggle (KMTC)
- Other model includes hardware to mount to any flat surfaces (KMFC)
- Available in charcoal or white



KMFC Flat Surface Mount

AVAILABLE IN BLACK OR WHITE



KMTDC65



KMTC8



USE THE KMLC LED REMOTE!

speaker size: in, mm . power handling: watts PEAK/RMS . frequency response in Hz . Power handling assumes typical music program with minimal clipping; varies with enclosure size. See your KICKER dealer for complete details.

KMTC8	TYPE: 2-way pair	WOOFER: 8, 200	TWEETER: 1, 25	POWER: 300/150
KMTDC65	TYPE: 2-way pair	WOOFER: 6-1/2, 165	TWEETER: 3/4, 20	POWER: 195/65
KMTDC65	TYPE: 2-way dual pair	WOOFER: 6-1/2, 165	TWEETER: 3/4, 20	POWER: 390/130
KMFC8 Flat	TYPE: 2-way pair	WOOFER: 8, 200	TWEETER: 1, 25	POWER: 300/150
KMFC65 Flat	TYPE: 2-way pair	WOOFER: 6-1/2, 165	TWEETER: 3/4, 20	POWER: 195/65





## KMT67 LONG-THROW TOWER SYSTEM

The KMT67 is a full-range, high-quality two-way speaker system specifically designed for directing tunes inside and behind your side-by-side. The tower system adds yet another level to the diverse selection of audio gear produced by KICKER for the outdoors.

The KMT67 consists of dual 6-3/4-inch woofers in two stylish, injection-molded ABS enclosures. Horn-loaded tweeters deliver long-range output and superior dispersion control. The six total speakers provide twice the cone area of a traditional coaxial tower system for ultimate volume.

The enclosures are designed for either below- or above-the-bar mounting. Billet-aluminum mounting brackets and clamp inserts adjust to seven common sizes, matching most every roll-bar diameter. Each enclosure is also designed with a five-way, binding post hook-up on the back for added stability. The system includes stainless-steel mounting hardware.

The KMT67 is weather-proof with sealed cones and motor assemblies, while the titanium-dome tweeters are protected by dense, open-celled foam. Both mids and horns are designed with identical hole diameters and bolt patterns as KICKER Empty Can Enclosures for a seamless fit. The speakers come with grilles that can be removed for a different aesthetic appeal.

### POWER POINTS

- Full-range, two-way speaker system
- Dual 6.75-inch drivers with horn-loaded tweeter in each cabinet
- Works w/ most pipe sizes (additional sizes available – model number KMTAP)



KMT67

speaker size: in, mm . power handling: watts PEAK/RMS . frequency response in Hz . Power handling assumes typical music program with minimal clipping; varies with enclosure size. See your KICKER dealer for complete details.

**KMT67** TYPE: 2-way WOOFER: 6-3/4, 165 TWEETER: 3/4, 20 TWEETER HORN: 3-1/4 x 6, 83 x 151  
POWER: 300/150 DIM: 19-1/16W x 9H x 11D, 48.4W x 22.9H x 28D



## KMS67 HLCD COMPONENT SYSTEM

Providing maximum sound quality up close and especially at a distance, the KMS67 consists of two 6-3/4-inch, high-efficiency midrange speakers featuring ultra-lightweight, dual-stack neo-motor technology and cast-aluminum baskets. It also includes a pair of horn-loaded, 1.4-inch compression drivers with aluminum diaphragms and phase plugs for ultimate clarity and volume.

The advanced KICKER-designed horns (60-degree-vertical-by-90-degree horizontal) deliver a natural-sounding, "non-peaky" performance whether riding in the vehicle or alongside in the group. Integrated crossovers for the perfect musical blend complete the ultimate outdoor system and take the guesswork out of wiring.

KICKER tower speakers are engineered with the highest design standards and are a breeze to install, fitting snugly into 6-1/2-inch speaker cans (sold separately). Both mids and horns are designed with identical hole diameters and bolt patterns as KICKER Empty Can Enclosures for a seamless fit.

UV treatments on the midranges' injection-molded cones, water-proof Santoprene® surrounds, baskets and grilles help the tower system tolerate all outdoor environments. Water-proof, bolt-thru grilles offer added speaker protection, and all hardware is made from rustproof, 316L stainless steel.

### POWER POINTS

- Horn-loaded, compression-driver (HLCD), high-efficiency system
- Advanced horn design delivers natural-sounding, high-frequency response
- Outstanding sound up close inside your ride and at a distance
- Installs easily into KICKER KMTED or KMTES Empty Tower Enclosures



speaker size: in, mm . power handling: watts PEAK/RMS . frequency response in Hz . Power handling assumes typical music program with minimal clipping; varies with enclosure size. See your KICKER dealer for complete details.

**KMS67** TYPE: 2-way WOOFER: 6-3/4, 165 COMPRESSION DRIVER: 1.4, 35 POWER: 400/200

# KM EMPTY TOWER ENCLOSURES

KICKER KMTES and KMTED enclosures are available in black and white. Both models accept all KICKER 8-inch, 6-1/2 or 6-3/4-inch component speakers, coaxials and horns. They include slotted mounting holes for different bolt patterns, stainless-steel screw-type connectors and come with aluminum tower-pipe clamps (2-5/8") with three other adapter sizes (2-1/4", 2-3/8", 2-1/4"). The KMTAP adapter pack that fits more pipe diameters is sold separately – ask your dealer.

Four-inch KMMTES Tower Enclosures were designed to house the KICKER KM4 4-inch coaxial speakers. They provide two mounting options: a regular, straight base mount or an off-set bracket for angular mounting. The off-set bracket allows the enclosures to rotate, pointing sound directly to the listener's ears for an optimum listening experience. Also available in black or white.

The 4-inch KMMTES speaker enclosures include acoustic poly-fill for the clearest sound, all mounting hardware, and fit tubing sizes 7/8-inch to 1-1/4-inch round or 1-inch square. The molded ABS enclosures, boasting bold cosmetics and contrasting accent details, complement KICKER's outdoor speaker lineup.



KMTES8 8-inch



KMTESW 6.5-inch

## POWER POINTS

- Works with any KICKER coaxials or KMS67 HLCD Component System
- Billet-aluminum mounting brackets and adapter inserts
- Available in black or white

AVAILABLE IN BLACK OR WHITE



KMMTES 4-inch



KMMTESW 4-inch



KMTED 6.5-inch dual



<b>KMMTES</b>	Mini Tower	Enclosures 4-Inch (100mm)	Drivers, pair
<b>KMTES</b>	Tower	Enclosures 6-Inch (160mm) / 6-1/2-Inch (165mm)	Drivers, pair
<b>KMTED</b>	Tower	Dual Enclosures Dual 6-Inch (160mm) / 6-1/2-Inch (165mm)	Drivers, pair
<b>KMTES8</b>	Tower	Enclosures 8-Inch (200mm)	Drivers, pair





# **SPEAKERS & SUBS**





# KMXL HORN-LOADED COAXIAL SPEAKERS

KMXL Horn-Loaded Speakers are all about performance. Powerful neodymium magnets enable these speakers to cut through the wind and motor noise with ease. And the integrated LED lighting, horn-loaded compression drivers, and that legendary KICKER sound all come without the physical depth of a traditional coaxial speaker!

Made to thrive outdoors, KMXL HLCD speakers come with UV-treated cloth surrounds, a tough nylon basket and waterproof cones to battle the sun without cracking or fading. You can flush-mount these speakers if needed, or load the 6.5-inch or 8-inch pairs into KM-Series Empty Enclosures to have tower cans with serious power!

The music on your excursion should stir the soul. Designed at our Stillwater, Oklahoma headquarters to KICKER's exacting standards, KMXLs are crystal clear and loud, adding powerful sound to your adventure. All-weather-grade speaker construction ensures years of sound through the wind and rain.

If you're cruising the highways, the 6.5-inch KMXL pair installs directly into 2014-newer Harley Davidson® Street Glides®, thanks to the thinner compression horn. The powerful 6x9-inch KMXL speakers are designed for a perfect drop-in upgrade when paired with any of the KICKER HDBL Bag Lids.

\*ASTM B117 200 hr. Salt Fog Test  
\*\*ASTM G154 400 hr. Accelerated UV Test



KMXL65



KMXL69

## POWER POINTS

- High-volume, horn-loaded compression drivers with grilles
- Use KICKER KM Empty Tower Enclosures with the 6.5- or 8-inch
- Can also be surface mounted
- Integrated multi-color LED lighting

speaker size: in, mm . power handling: watts PEAK/RMS . frequency response in Hz . Power handling assumes typical music program with minimal clipping; varies with enclosure size. See your KICKER dealer for complete details.

KMXL65	TYPE: 2-way	WOOFER: 6-1/2, 160	COMPRESSION DRIVER: 1.25, 32	POWER: 300/150
KMXL8	TYPE: 2-way	WOOFER: 8, 200	COMPRESSION DRIVER: 1.25, 32	POWER: 500/250
KMXL69	TYPE: 2-way	WOOFER: 6x9, 160x230	COMPRESSION DRIVER: 1.25, 32	POWER: 300/150



**USE THE KMLC LED REMOTE!**



KMXL8

COMES WITH CHARCOAL AND WHITE GRILLES





KM65 with LED accent lighting and grilles



KM8 with LED accent lighting



KM4 comes with charcoal and white grilles (without LEDs)

GRILLES AVAILABLE IN CHARCOAL OR WHITE  
MULTI-COLOR LED LIGHTING ON MOST MODELS

### KMLC LED CONTROLLER (SOLD SEPARATELY)

- Provides multi-function control of LED lighting in KICKER all-weather Coaxials, Towers and Subwoofers
- Ultra-slim remote manages 20 different colors
- 19 dynamic modes, including adjustable brightness, fade, speed/strobe and auto save



## KM-SERIES ALL-WEATHER COAXIAL SPEAKERS

Outdoorsmen everywhere will enjoy KM-Series all-weather Coaxial Speakers, now in even more sizes and available with both charcoal and white grilles. They all retain all the spectacular highs and lows for which KICKER speaker systems are known, with the added convenience of multiple size options to fit virtually any application. Designed for the simplest of speaker installations, it's a breeze to get live-quality, full-range audio designed specifically for any environment.

The KM4 packs a lot of power into a pair of 4-inch midrange speakers and quality 1/2-inch tweeters. Available in either 2-or 4-Ohm models, it fits perfectly into KICKER KMMTES 4-inch Empty Enclosures for roll bars (sold separately). KM4 comes standard with both white and charcoal grilles.

The KM65 includes two 6-1/2-inch midrange speakers and 3/4-inch tweeters. The KM65 is available with or without RGB LED lighting with both white and charcoal grilles.

The KM8 is similar in color, available in 4-Ohm, and the 8-inch mids and 1-inch tweeters will brighten any off-road experience with multi-color LED lights that can be changed to fit your mood. The KM8 comes standard with both white and charcoal grilles.

All models of KICKER all-weather Coaxials meet or exceed industry standards for environmental humidity and corrosion\* and for material degradation due to UV exposure.\*\* UV treatments on the coaxials' injection-molded cones, Santoprene® surrounds, baskets and grilles help all models to maintain in outdoor environments, These speakers can endure most any weather conditions with splash- and spray-resisting sealed motors, cones and locking terminal covers. Speaker hardware is forged from rustproof, 316L stainless-steel.

\*ASTM B117 200 hr. Salt Fog Test

\*\*ASTM G154 400 hr. Accelerated UV Test

### POWER POINTS

- Optional, multi-color LED accent lighting in most models
- Packaged with both charcoal and white grilles
- Designed specifically for outdoor audio with weather-proof qualities

speaker size: in, mm . power handling: watts PEAK/RMS . frequency response in Hz . Power handling assumes typical music program with minimal clipping; varies with enclosure size. See your KICKER dealer for complete details.

<b>KM4</b>	<b>WOOFER:</b> 4, 100 <b>MOUNT DEPTH:</b> 1-7/8, 48	<b>TWEETER:</b> 1/2, 13 <b>HOLE DIAM:</b> 3-13/16, 97	<b>POWER:</b> 150/50 <b>OUTER DIAM:</b> 5-1/8, 130	<b>FREQ:</b> 60-20k	<b>IMPED:</b> 2 or 4
<b>KM65</b>	<b>WOOFER:</b> 6-1/2, 165 <b>MOUNT DEPTH:</b> 2-7/8, 72	<b>TWEETER:</b> 3/4, 20 <b>HOLE DIAM:</b> 5-1/8, 130	<b>POWER:</b> 195/65 <b>OUTER DIAM:</b> 6-7/8, 174.1	<b>FREQ:</b> 35-21k	<b>IMPED:</b> 4
<b>KM8</b>	<b>WOOFER:</b> 8, 200 <b>MOUNT DEPTH:</b> 3-1/4, 82	<b>TWEETER:</b> 1, 25 <b>HOLE DIAM:</b> 6-11/16, 170	<b>POWER:</b> 300/150 <b>OUTER DIAM:</b> 8, 204.1	<b>FREQ:</b> 30-21k	<b>IMPED:</b> 4


### KLSR LED SPEAKER RINGS

- Light up the night with easily mountable, multi-color LED rings
- Seven colors, upgradeable to 20 colors and 19 active modes with the KMLC LED Remote Control (sold separately)
- Weather-proof, half-inch spacers fit directly behind your speaker



KLSR8  
8-inch pair

KLSR65  
6.5-inch pair





# PS-SERIES MOTORCYCLE COAXIALS

PS-Series Coaxials employ lightweight construction for proper bike handling, while offering exceptional clarity at cruising speeds – even with a helmet on! A fully weatherproof design ensures your tunes last, no matter where the road takes you. The weather-resistant coaxial speakers with removable grilles are specifically designed for motorcycles, UTVs, golf carts, ATVs, marine or outdoor systems, created to resist the harshest elements and handle what Mother Nature can dish out.

The PSC57 is a drop-in, saddlebag-lid upgrade for many Harley-Davidson models 2006-newer, with a lightweight neo-motor and bridged tweeter that is both loud and clear on the open road.

PS4 Coaxials fit perfectly into Honda® Gold Wing fairing and rear-seat cutouts. The PS4 system also fills KICKER 4-inch Empty Bullet Enclosures (KMMTES/sold separately), which fasten to motorcycle handlebars, Bimini tops or golf-cart roof supports.

As the largest driver set in the Powersports lineup, the rugged PS69 6 x 9-inch system utilizes heavy-duty ceramic magnets for high power handling and volume, ultra-clear and loud for music reproduction through helmets at highway speeds. Thoroughly weather-proof, they're great in a motorcycle bag lid, side-by-side UTVs, or off-road Jeeps and other 4x4 vehicles.

All these, plus the PSC65 6-1/2-inch set and the PS5250 5-1/4-inch set, are available in both 2-Ohm and 4-Ohm impedances, so they are compatible with upgraded amps and stock head units.



PS4



PSC57

+ LIGHTWEIGHT MATERIALS THROUGHOUT  
MEAN YOUR STEERING IS UNAFFECTED

- NEODYMIUM MAGNETS FOR HIGH POWER AND LOW WEIGHT+
- POLYMER BASKET FOR LIGHTWEIGHT STRENGTH+
- WATERPROOF SUSPENSION SYSTEM+
- TREATED SURROUND WICKS AWAY MOISTURE+
- BUILT FOR A PERFECT FIT WITHOUT MODIFICATIONS+
- MADE TO SOUND GREAT WHILE RIDING – EVEN WITH A HELMET ON!+



PSC65

speaker size: in, mm . power handling: watts PEAK/RMS . frequency response in Hz . Power handling assumes typical music program with minimal clipping; varies with enclosure size.

PS4	WOOFER: 4, 100	TWEETER: 3/4, 20	POWER: 60/30	FREQ: 100-20k	IMPEDANCE: 2 or 4
PS5250	WOOFER: 5-1/4, 130	TWEETER: 3/4, 20	POWER: 100/50	FREQ: 60-20k	IMPEDANCE: 2 or 4
PSC57	WOOFER: 5x7, 127x178	TWEETER: 3/4, 20	POWER: 120/60	FREQ: 45-20k	IMPEDANCE: 2 or 4
PSC65	WOOFER: 6-1/2, 160	TWEETER: 3/4, 20	POWER: 120/60	FREQ: 40-20k	IMPEDANCE: 2 or 4
PS69	WOOFER: 6x9, 150x230	TWEETER: 3/4, 20	POWER: 180/90	FREQ: 40-20k	IMPEDANCE: 2 or 4





## PSM3 MINI-ENCLOSED SPEAKERS

Enhancing the tunes on your ride with handlebars but no fairing is convenient with PSM3 Mini-Enclosed Speakers. These weather-resistant little speakers mount directly onto handlebars, making installation a breeze and directing quality sound right where it matters most – to the ears.

Available in chrome or black finish, the PSM3 is fully equipped with a full-range, 3-inch driver pair loaded in durable, high-quality chrome or glossy-black enclosures for incredible sound without the worry of environmental challenges. A cast-aluminum clamp attached to the enclosure locks onto handlebars with single-point mounting to resist vibrations.

The PSM3 is impressively loud and highly efficient, handling 50 watts (RMS) of amplified power and available in 2- or 4-Ohm models. Built by bikers, for bikers, this system adds very little weight to the front of your bike, while adding tons of quality sound that lifts above any road or wind noise.

The PSM3 is the perfect speaker solution for motorcycles, golf carts, scooters, jet skis and quads, especially those vehicles with no fairing.



### POWER POINTS

- Full-range enclosed drivers for incredible sound
- Designed for motorcycle handlebars and other vehicles with bars
- One-point, cast-aluminum, mounting clamps resist vibration
- Extended frequency response: 100Hz – 15kHz

speaker size: in, mm . power handling: watts PEAK/RMS . frequency response in Hz . Power handling assumes typical music program with minimal clipping; varies with enclosure size.

PSM3: IMPEDANCE: 2Ω or 4Ω TYPE: 2-way WOOFER: 3, 75 POWER: 100/50 FREQ: 100-15k



**New Product  
Showcase  
Award Winner**





## L7T™ SOLO-BARIC® ULTRA-THIN SUBWOOFERS

The thinnest square sub KICKER has ever invented, the Solo-Baric L7T™ features a cone that pushes 20 percent more air than a same-sized round subwoofer, resulting in more bass. It also features the largest voice coil and magnet we've ever integrated into a thin sub. The extended top-plate has a patented "bumped" design, allowing extra excursion and longer throw for deeper overall bass, no matter the compromising space where it's installed.

KICKER's UniPlate™ combines the pole piece and back plate to make a single, seamless unit that pulls any damaging heat away from the sub. Perimeter Venting™, also a KICKER first, is used above the top plate, bringing additional cooling air in and around the motor for longer life.

SoloKon™ technology uses an injection-molded polypropylene cone and 360-degree back bracing as a single solid unit, both cooling the motor and ultimately eliminating distortion. Patented ribbed corners are incorporated into the high roll Santoprene® surround to move smoothly under high SPL. We then stitch the cone to the surround, providing an additional level of integrity that thrives anywhere you install it. The L7T is ready for years of use!

We never cut corners! Thin-mount and ruthless, KICKER's L7T square subwoofer delivers more bass than its round counterpart, while fitting where only a thin driver will do.

### POWER POINTS

- Shallow-mount driver with true subwoofer performance
- Patented square-cone technology for more bass than same-sized round sub
- Rigid SoloKon™ cone with 360-degree back bracing

speaker size: in, cm . power handling: watts RMS . impedance: Ohms . Power handling assumes typical music program with minimal clipping; varies with enclosure size. See your KICKER dealer for complete details. Based on measurements of 2Ω models.

L7T12	SIZE: 12, 30	POWER: 600	IMPEDANCE: 2 or 4 DVC
L7T10	SIZE: 10, 25	POWER: 500	IMPEDANCE: 2 or 4 DVC
L7T8	SIZE: 8, 20	POWER: 350	IMPEDANCE: 2 or 4 DVC



L7T10



Now with

**FORCED-AIR COOLING**

# COMPRT® ULTRA-THIN SUBWOOFERS

CompRT Subwoofers have the thinnest mounting depths available from the world's bass leader, suitable for the trickiest installations. It's true, deep bass that's made to fit where conventional-sized subwoofers don't – now with a sleek, blacked-out look.

KICKER CompRT subwoofers are engineered to deliver serious bottom end, even where space is limited. Whether behind the seat, in a compact car or in a motorcycle's saddlebags, make no mistake - signature KICKER bass is on board!

The CompRT utilizes a large-diameter, progressive-roll spider for increased linearity and better overall sound quality. A bumped top plate allows for full voice-coil clearance and excursion, creating outstanding bass. The high-temp, voice-coil wire windings surround the high-mass, solid pole piece for excellent thermal management.

KICKER's Forced-Air Cooling contributes to the woofer's efficiency and durability, allowing the subwoofer to run over 20 percent cooler. CompRTs have one of the highest power ratings of any thin sub on the market.

The CompRT features an injection-molded polypropylene cone and tough Santoprene surround that interlocks with the front gasket for ultra-rigidity and minimal distortion. The basket provides full protection of the motor assembly, and with the interlocking surround and gasket, helps the weather-resistant subwoofer perform perfectly in outdoor powersports settings.

The subwoofer features dual, spring-loaded wire terminals that are custom-designed specifically for the basket, so the subwoofer can retain its shallow mounting capability.



CWRT10



Thin Profile

## POWER POINTS

- Shallow-mount, true-sub performance; 2 or 4-Ohm DVC
- Inverted-bump top plate for full excursion with minimal mounting depth
- High-mass, solid pole piece and Forced-Air Cooling for excellent reliability
- Sharp blacked-out look with signature red surround stitching

speaker size: in, cm . power handling: watts RMS . impedance: Ohms . Power handling assumes typical music program with minimal clipping; varies with enclosure size. See your KICKER dealer for complete details. Based on measurements of 2Ω models.

CWRT12	SIZE: 12, 30	POWER: 500	IMPEDANCE: 2 or 4 DVC
CWRT10	SIZE: 10, 25	POWER: 400	IMPEDANCE: 2 or 4 DVC
CWRT8	SIZE: 8, 20	POWER: 300	IMPEDANCE: 2 or 4 DVC
CWRT67	SIZE: 6-3/4, 16.5	POWER: 150	IMPEDANCE: 2 or 4 DVC

Runs 20% Cooler with  
**FORCED-AIR COOLING**



Photo courtesy of Nic Ashby



# COMPVT™ SLIM SUBWOOFERS

The CompVT fits nearly anywhere while delivering the bass only KICKER can provide. Whether it's under a UTV seat or behind a bench seat, you get that boom you've been craving.

This thin-profile woofer combines a sleek blackout look with full-perimeter venting and red surround stitching. Our SoloKon™ technology marries the injection-molded poly cone to a vented back brace, creating a single, cohesive system. A shallow-depth, four-piece voice coil and high-mass, ventless pole piece provide outstanding heat dissipation and stunning bass. All of this innovation comes in a subwoofer less than five inches deep.

## POWER POINTS

- Shallow-mount design for tightest installs; 2- or 4-Ohm SVC
- Signature red-stitched surround
- Injection-molded, spoked cone with 360-degree back bracing

speaker size: in, cm . power handling: watts RMS . impedance: Ohms . Power handling assumes typical music program with minimal clipping; varies with enclosure size. See your KICKER dealer for complete details. Based on measurements of 4Ω models.

CVT12	SIZE: 12, 30	POWER: 400	IMPEDANCE: 2 or 4 SVC
CVT10	SIZE: 10, 25	POWER: 350	IMPEDANCE: 2 or 4 SVC



CompVT12



CompVT12



CompVT10

Now with  
**FORCED-AIR COOLING**









KM12



KM12



KM10



KM12 Grille  
(sold separately)



KM10 Grille  
(sold separately)

## KM-SERIES ALL-WEATHER SUBWOOFERS

The eight KICKER KM all-weather Subwoofers deliver superior bass, in or out of an enclosure. Co-molded woofer cones and butyl surrounds create a superior seal, while tooled polycarbonate baskets, front and rear gasketing, and ASTM salt/fog\* and UV\*\*certification make this one of the loudest, longest lasting subs you'll ever put on a side-by-side.

Made to thrive in the weather, KM subs are equipped with a splash-resistant, sealed motor structure and locking terminal cover, so the beating heart of the sub is kept perfectly dry and playing hard!

KMF Freeair Subwoofers are perfect for creating big bass without an enclosure. As weather-proof and outdoor-ready as their KM cousins, all you have to do is mount and power them. Instant bass!

KICKER KM Subwoofers thrive in a sealed or vented enclosure. You get the solid, weather-proof low-end you need to feel the beat on your trip.

Both KM Subwoofer styles are now available in two sizes (10- and 12-inch) and two impedances (2- or 4-Ohm single voice coil) for the flexibility to design your system, your way.

\*ASTM B117 200 hr. Salt Fog Test

\*\*ASTM G154 400 hr. Accelerated UV Test

### POWER POINTS

- KM designed specifically for sealed or ported enclosures
- KMF designed specifically for freeair applications
- Charcoal or White grilles featuring multi-color LED lighting sold separately

speaker size: in, cm . power handling: watts PEAK/RMS . frequency response in Hz . Power handling assumes typical music program with minimal clipping. See your KICKER dealer for complete details.

#### STANDARD

KM12	WOOFER: 12, 30	POWER: 500/250	IMPED: 2 or 4 SVC	MOUNT DEPTH: 5.5, 13.9	HOLE DIAM: 11, 27.9	OUTER DIAM: 13, 32.95
KM10	WOOFER: 10, 25	POWER: 500/250	IMPED: 2 or 4 SVC	MOUNT DEPTH: 5, 12.7	HOLE DIAM: 9-3/16, 23.2	OUTER DIAM: 10-11/16, 27.1
<b>FREEAIR</b>						
KMF12	WOOFER: 12, 30	POWER: 500/250	IMPED: 2 or 4 SVC	MOUNT DEPTH: 5.5, 13.9	HOLE DIAM: 11, 27.9	OUTER DIAM: 13, 32.95
KMF10	WOOFER: 10, 25	POWER: 500/250	IMPED: 2 or 4 SVC	MOUNT DEPTH: 5, 12.7	HOLE DIAM: 9-3/16, 23.2	OUTER DIAM: 10-11/16, 27.1

## KM-SERIES SUBWOOFER LED GRILLES (SOLD SEPARATELY)

- Made for KM/KMF 10- and 12-inch subwoofers, these grilles protect – brilliantly! RGB LED-equipped and molded from thick ABS plastic, the grilles come in white or charcoal.
- Perfect for the outdoors, these waterproof grilles provide years of protection for your bass, while thick silicone-coated LEDs give your ride an added flare!




KLSR12  
12-inch single



KLSR10  
10-inch single

## KLSR LED SPEAKER RINGS

- Light up the night with easily mountable, multi-color LED rings
- Seven colors, upgradeable to 20 colors and 19 active modes with the KMLC LED Remote Control (sold separately)
- Weather-proof, half-inch spacers fit directly behind your speaker



**USE THE KMLC LED REMOTE!**







# TB-SERIES COMPACT WEATHER-RESISTANT SUBWOOFER SYSTEMS

Great bass mounts anywhere with the KICKER TB! Built from thick ABS, the TB comes equipped with our active KICKER CompR woofer. This sub features a double-stacked magnet, an advanced suspension and advanced heat management system.

Made with the same surround and cone materials as the active sub, the passive ReFLEX™ subwoofer is mounted on the opposite side of the TB for even deeper excursion with a small footprint.

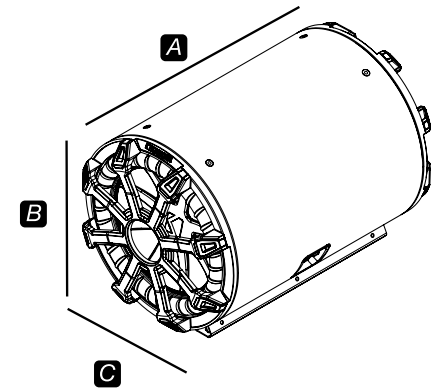
Our signature double red stitching creates an outstanding bond between the Santoprene surround and polypropylene woofer cone for reliable performance.

Revolutionary SoloKon™ technology joins the cone to the vented back brace - both cooling the motor and eliminating distortion for clean, smooth bass.

An innovative bracketing system allows the TB to be mounted horizontally or vertically in nearly any vehicle.

speaker size: in, cm . power handling: watts RMS . impedance: Ohms . Power handling assumes typical music program with minimal clipping; varies with enclosure size. See your KICKER dealer for complete details. Based on measurements of 4Ω models.

TB10	10, 25	POWER: 400	IMPEDANCE: 2 or 4	DIM A: 16-9/16, 42.1	DIM B: 10-3/4, 27.3	DIM C: 10-5/8, 27
TB8	8, 20	POWER: 300	IMPEDANCE: 2 or 4	DIM A: 12-7/8, 32.8	DIM B: 8-5/8, 21.9	DIM C: 8-1/2, 21.6



## POWER POINTS

- Combines active CompR® sub with passive ReFLEX™ sub for outstanding bass
- Thick, cylindrical ABS enclosure protects woofers loaded on each end
- Innovative bracketing system allows horizontal or vertical mounting



TB8

**MADE WITH  
GENUINE  
KICKER**  
**CompR™**  
**SUBWOOFERS**



TB10

Now with  
**FORCED-AIR  
COOLING**



# POWER AMPLIFIERS





Photo courtesy of Nic Ashby

# PX-SERIES WATER-PROOF COMPACT AMPLIFIERS

Completely re-engineered, KICKER PX-Series Amplifiers are purpose-made for powersports. The entire PXA line is both IP66\* and IP67\*\* certified, making them totally submersible and impervious to power washes. These compact amplifiers deliver power wherever you go - on or off the trail!

Made for all environments, PXA amplifiers include no-rust, stainless-steel mounting hardware and a pair of shielded in-line, solderless and crimpless couplers for power and ground. PXA amps utilize an amplified, speaker-level input or low-level preamp input, variable-input gain adjustment and two auto turn-on modes (DC offset or 12-volt trigger). The PXA-Series monoblock amplifiers include a 24dB/octave, subsonic filter fixed at 25 hertz, and 1-Ohm stability.

PXA multi-channel amps deliver the same power at 2- or 4-Ohm loads, offering you wiring flexibility without sacrificing power. Pair them with KICKER components, subwoofers or powersports speakers for a solid system that always sounds incredible!

\* IP66 Certification = protected against heavy seas or powerful jets of water.

\*\* IP67 Certification = Allows no dust into the amplifier. Also allows no moisture into the amplifier when submerged in 1 meter of water for 30 minutes.

Certification does not apply to wire couplers.



PXA600.1



PXA1000.5

## POWER POINTS

- Completely water-proof design with IP66 and IP67 certifications
- Ideal for rod and custom, UTVs or other space-challenged off-road vehicles
- Highly efficient Class-D technology for a small, lightweight amp
- One-Ohm stable mono models for bass on the trails, and high full-range power at 4 Ohms

all power listed in watts per channel . dimensions in in, cm


### MONO

PXA300.1: POWER 1Ω MONO: 300x1 POWER 4Ω MONO: 150 x 1  
 PXA600.1: POWER 1Ω MONO: 600 x 1 POWER 4Ω MONO: 300 x 1

H: 1-13/16, 4.5 W: 4-9/16, 11.5 L: 9-13/16, 24.8 CXARC REMOTE CAPABLE  
 H: 1-13/16, 4.5 W: 4-9/16, 11.5 L: 9-13/16, 24.8 CXARC REMOTE CAPABLE

### MULTI-CHANNEL

PXA400.4: POWER 2Ω STEREO: 100 x 4 POWER 4Ω STEREO: 100 x 4 POWER 4Ω BR. MONO: 200 x 2 H: 1-13/16, 4.5 W: 4-9/16, 11.5 L: 9-13/16, 24.8  
 PXA1000.5: POWER 2Ω STEREO: 100 x 4 POWER 4Ω STEREO: 100 x 4 POWER 1Ω MONO: 600 x 1 H: 2, 5 W: 4-9/16, 11.5 L: 13, 32.8 CXARC REMOTE CAPABLE



PXA400.4

## CXARC REMOTE

An optional remote level control for the PX-Series Mono Amps lets you adjust your bass right from the dash.







**KICKER**

**KICKER**

**KICKER**

# KXMA-SERIES POWER AMPLIFIERS

The KXMA-Series takes proven technologies and advanced components to the outdoors. These weather-resistant amps utilize class-leading features for unbelievable sound in the off-road environment, in the most compact chassis to date.

KXMA-Series Amplifiers are available in six models: a 900-watt, hybrid 5-channel amp for a full system solution; two-channel amplifiers with up to 1,200 watts of power; a pair of 4-channel amplifiers with up to 800 watts of power; and a massive 8-channel, 800-watt amplifier. All six KICKER power units utilize Class-D amplification for the best in efficiency, flexibility and sound quality without draining your battery.

The five-channel KXMA900.5 includes 1-Ohm stability and KickEQ+™ parametric bass boost. A variable subsonic filter is also included to make your bass powerful, accurate and ultra-reliable!

KXMA-Series Amps are built for playing outdoors. Power, speaker and input connections are gasket-sealed, as is the control cover, for a water-resistant barrier to key components. The internal circuit boards are protected by a conformal coating for water and dirt resistance.

Stainless-steel mounting hardware prevents rust stains, and the chassis' anodized finish battles harsh solar rays. They feature an optimized circuit layout for the most efficient use of components, the smallest footprint and clearest sound quality. KXMA-Series Amplifiers also come loaded with variable active crossover and digital preamplifier.



KXMA900.5



KXMA900.5



## POWER POINTS

- Superior sound quality and weather-resistant power
- KXMA900.5 Amp with sub channel stable to 1 Ohm
- FIT2™ (Fail-safe Integration Technology) to work with any radio

all power listed in watts per channel . dimensions in in , cm

### MULTI-CHANNEL

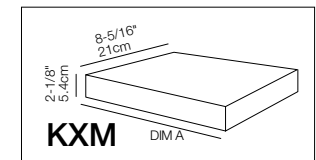
KXMA500.4	POWER 2Ω STEREO: 125x4	POWER 4Ω BRIDGED MONO: 250x2
KXMA800.4	POWER 2Ω STEREO: 200x4	POWER 4Ω BRIDGED MONO: 400x2
KXMA900.5	POWER 2Ω STEREO: 125x4	POWER 4Ω BRIDGED MONO: 250x2
KXMA800.8	POWER 2Ω STEREO: 100x8	POWER 4Ω BRIDGED MONO: 200x4
<b>STEREO</b>		
KXMA400.2	POWER 2Ω STEREO: 200x2	POWER 4Ω BRIDGED MONO: 400x1
KXMA1200.2	POWER 2Ω STEREO: 600x2	N/A

CLASS D 1Ω MONO: 400

DIM A: 11-3/16, 28.4  
 DIM A: 11-9/16, 29.4  
 DIM A: 12-3/4, 32.4  
 DIM A: 14-3/4, 37.4

DIM A: 9-9/16, 24.4  
 DIM A: 11-3/16, 28.4

REMOTE INCLUDED



## KMBLC REMOTE LEVEL CONTROL

Dial in the bass volume on the KXMA.5 with the dash-mount remote.

# KMA-SERIES POWER AMPLIFIERS

KMA-Series Amplifiers are an affordable way to get KICKER power outside. Available in five flexible models, the KM line offers up to 800 watts of power in a mono amp as well as a two, four and super-flexible six-channel amps! Purpose-built for the outdoors, every KM amp comes complete with outdoor-grade speaker terminals, stainless-steel screws and conformal-coated circuit boards.

A variable 12dB crossover controls the sonic response of your speakers, while a 24dB subsonic filter on the 1-Ohm stable KMA800.1 and the KMA600.6 actively filters out damaging ultra-low frequencies. The amplifiers are also equipped with KickEQ™ variable bass boost.

The KMA600.6 powers up to three independent full-range zones for larger systems.



KMA800.1

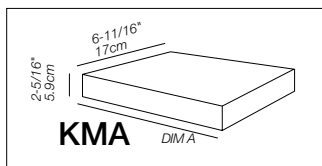


## POWER POINTS

- Reliable, weather-resistant power and performance
- Three-zone capability with the KMA600.6
- Completely updated and improved from the KICKER original KM line



KMA800.1



all power listed in watts per channel . dimensions in in, cm

### MULTI-CHANNEL

<b>KMA360.4</b>	<b>POWER 2Ω STEREO:</b> 90x4	<b>POWER 4Ω BRIDGED MONO:</b> 180x2	<b>DIM A:</b> 12-7/16, 31.5
<b>KMA600.4</b>	<b>POWER 2Ω STEREO:</b> 150x4	<b>POWER 4Ω BRIDGED MONO:</b> 300x2	<b>DIM A:</b> 12-7/16, 31.5
<b>KMA600.6</b>	<b>POWER 2Ω STEREO:</b> 100x6	<b>POWER 4Ω BRIDGED MONO:</b> 200x3	<b>DIM A:</b> 13-15/16, 35.3

### STEREO

<b>KMA150.2</b>	<b>POWER 2Ω STEREO:</b> 75x2	<b>POWER 4Ω BRIDGED MONO:</b> 150x1	<b>DIM A:</b> 8-1/16, 20.4
-----------------	------------------------------	-------------------------------------	----------------------------

### MONO

<b>KMA800.1</b>	<b>POWER 1Ω MONO:</b> 800x1	N/A	<b>DIM A:</b> 8-1/16, 20.5
-----------------	-----------------------------	-----	----------------------------

REMOTE INCLUDED



## KMBLRC REMOTE LEVEL CONTROL

Dial in the bass volume on the KXMA.5 with the dash-mount remote.

# ***MEDIA CENTERS***



KICKER

## KMC5 PREMIUM MEDIA CENTER

Providing the ultimate fun for your cruise, KICKER's premier KMC5 Media Center features six channels of built-in power, delivering up to 240 watts to your speakers! It's equipped with an AM/FM/satellite-radio/weather-band tuner, charging USB connection and four sets of RCA outputs for easy expansion.

Your KMC5 comes with a sunlight-viewable, full color 3.5-inch LCD screen, rotary encoder and 240 watts of peak power into six channels. Add even more bump by adding amplifiers to the front, rear, subwoofer and Zone-2 RCA outputs.

Exclusive to the KMC5, the included video input can be configured in a variety of ways. Use it as a backup camera, even use it as a video baby monitor! The video input can be toggled with either a trigger wire or a button push.

Pair your Bluetooth to the KMC5, plug into the USB or RCA inputs, or turn on the AM/FM or satellite radio. Add a KRC55 Digital Remote or a KRC12 Remote Commander for even more control. This durable Media Center is ready for some fun!



### POWER POINTS

- Video input is provided for use with backup or tower cameras, or other sources
- "Zone 2" provides independent volume control of a separate listening area
- Satellite-radio ready
- Add the KRC55 Digital Remote for convenience and control of listening zones

## KMC4 DUAL-ZONE MEDIA CENTER

Meet your new entertainment hub! The KMC4 features four channels and up to 200 watts of built-in power. It comes equipped with an AM/FM/Bluetooth/weather-band tuner, charging USB connection and four sets of RCA outputs for easy expansion.

The KMC4 comes with a sunlight-viewable, full-color 3-inch LCD screen and a rotary encoder for easy access to your tunes. Add even more bump by connecting amplifiers to the front, rear, sub, and Zone-2 RCA outputs. The KMC4 is ready for any music you want to play with the full-color display showing you on-screen artist, album art, track and title data.

### POWER POINTS

- "Zone 2" provides independent volume control of a separate listening area
- Up to 10 Favorites for each source
- Add a wired KICKER KRC12 Remote Commander for more control



# KMC3 ALL-IN-ONE MEDIA CENTER/ KMC2 GAUGE-STYLE MEDIA CENTER

2 looks – one great tuner!

The KMC3 and KMC2 Media Centers are made specially for outdoor use, equipped with an AM/FM tuner and large, backlit buttons that let you adjust power, volume, seek, tuning, pause/play and mute. Built-in Bluetooth® easily pairs with your device for wireless music streaming from up to 30 feet away. With USB charging and RCA aux-inputs standard, these receivers are ready to play virtually any source you want – whenever you want. The built-in, 72-watt (RMS) amplifier delivers as much as 20 watts per channel into four channels. A full-range RCA output lets you connect KICKER all-weather amplifiers to the system, for an even bigger party!

Using a clever APS (auto preset system), the KMC3 and KMC2 automatically memorize the strongest radio stations in your immediate area. Customize your sound with user-definable equalizer settings, or use one of the convenient pre-made settings for rock, classical, flat or pop. The bass, treble, balance and fader are always adjustable with the press of a button.

The anti-glare LCD display lets you view information during all times of the day and weather. As with most all KICKER outdoor gear, the KMC3 and KMC2 are UV- and salt/fog-rated for long life and includes stainless-steel hardware for a flawless installation that lasts.

## POWER POINTS

- AM/FM/USB/Bluetooth streaming receiver
- Anti-glare LCD display for day or night
- Customizable EQ with four supplied presets



KMC2



KMC3



## KRC12 REMOTE COMMANDER

(use with all KICKER Media Centers)

Control your music from anywhere with the KRC12 Wired Remote Commander. This flexible remote lets you instantly change the source, volume and track with the press of a button. Comes with its own 25-foot cable, and provides a simple one-wire hook-up.

KICKER also offers accessories that make the KRC12 even more convenient, like a 25-foot extension cable (KRCEXT25) making control easy from the far corners. Also, a Y-cable splitter (KRCY1) lets you add multiple remotes to install.



KRC12



KRCEXT25 provides 25 feet of cable from the source to reach the farthest corners.



## KRC55 DIGITAL REMOTE

For use only with the KICKER KMC5 Premium Media Center, the KRC55 is a must-add to put you in the driver's seat from anywhere you want to mount it.

If you're in back of your UTV, this flexible remote lets you instantly change the KMC5's source, volume, track and favorites from a bright two-line LCD display. Use the KICKER KRCEXT25 Extension Cable to connect directly to your KMC5, and connect multiple KRC55s to it with a KICKER KRCY1 Y-Adapter.

(KRCEXT25 and KRCY1 sold separately-see products at right)



KRC55

KRCY1 Y-Cable Splitter lets you add multiple remotes around your side-by-side.



# MOTORCYCLE





## HDBL BAG LIDS AUDIO SYSTEMS FOR 2014-NEWER HARLEY-DAVIDSON®

Made specifically for 2014-and-up Harley Davidsons, KICKER bag lids audio systems are made by bike owners – for bike owners. The bag lids are engineered in-house for superior sound quality with max durability, with gasketing, grilles and mounting hardware included. The smooth, black primer-coat finish is ready for use, or ready for paint, to give your lids the custom look you love. And now you can get them in the standard H-D “vivid-black” color as well. They are available as stand-alone bag lids, or as a complete audio solution (HDBL69) with waterproof KICKER PS69 Powersports Coaxial Speakers with pre-measured and terminated speaker harnesses.



HDBL69

## POWER POINTS

- Fits 2014-newer Harley-Davidson factory bags
- Includes speaker bracing and weather-proof seal to prevent moisture
- Works perfectly with stock locking mechanism



HDBLVB

### FOUR MODELS (WITH OR WITHOUT AUDIO)

HDBL – bag lid kit in primer coat, no audio

HDBL69 – bag lid kit in primer coat, with KICKER PS-Series 6 x 9-inch speakers and harness

HDBLVB – bag lid kit in Vivid Black, no audio

HDBL69VB – bag lid kit in Vivid Black, with KICKER PS-Series 6 x 9-inch speakers and harness

KICKER has Harley-Davidson grille upgrades that look sharp and let people know that you only listen to the best that audio has to offer. Protect your KICKER speakers with grilles for “shark-nose” or “bat-wing” fairings, or for your Tour-Pak® system.



HDRG “Shark-Nose” Grilles



HDTPG “Tour-Pak” Grilles



HDHG “Bat-Wing” Grilles




Photo courtesy of @chopskee

FOR A COMPLETE LISTING OF MAKES AND MODELS,  
GO ONLINE TO [//WWW.KICKER.COM/MOTORCYCLE-AUDIO](http://WWW.KICKER.COM/MOTORCYCLE-AUDIO)



**TOUR-PAK® HARNESS KIT  
FOR 2014-NEWER HARLEY-DAVIDSON  
TOUR-PAK MOTORCYCLES (46HDTPH)**



The Tour-Pak Speaker-Harness Kit helps you add another pair of speakers to your audio, creating a louder, more robust system. You must own the KICKER HDS144 or HDR154 Fairing Upgrade Kits to use the HDTPH harness for a Tour-Pak kit. Built for baggers, the Tour-Pak Harness is pre-terminated, loomed and cut to length, attaching to your factory radio for the easiest possible installation. The Tour-Pak and harness allows the upgrade from two speakers to four for more exciting rides.

NOTE: Required are the HDS144 or HDR154, and the KICKER TRHDP Programming Module to re-flash your HD radio prior to installation of the HDTPH Harness.

# GRILLES & SPEAKER RINGS

PROTECTION AND  
STYLE MADE PERFECTLY  
FOR YOUR KICKER SUBS  
AND SPEAKERS


## STAR SQUARE SUB GRILLES

Star Square (fits L7T) - Square grilles accessorize and protect your subwoofers. Constructed from powder-coated aluminum.



## COMPRT ROUND SUB GRILLES

Round (fits CompRT) - Your CompRT subs are covered by stylish grilles with thick ABS plastic construction and custom bolt-hole covers.



## STAR ROUND SUB GRILLES

Star Round (fits CompVT) - Classic “star” round-sub grilles fit almost all models of KICKER classic round woofers.



## KLSR LED SPEAKER RINGS

Light up the night with these multi-color LED rings! Easily mountable behind your speakers or subwoofers, these round, weather-proof, half-inch spacer rings come equipped with seven standard color options.

Expand your palette to 20 colors and 19 lighting modes with the optional KMLC LED Remote Controller (sold separately).

LIGHT UP THE  
NIGHT



## POWER POINTS

- Add custom accent LEDs to your audio system
- Perfect for any outdoor vehicle or UTV
- Adjust the color to fit your theme

KLSR12	SIZE: 12, 30	TYPE: SINGLE
KLSR10	SIZE: 10, 25	TYPE: SINGLE
KLSR8:	SIZE 8, 20	TYPE: PAIR
KLSR65:	SIZE: 6.5, 16	TYPE: PAIR



**20 POSSIBLE COLORS  
AND 19 MODES\***

\*with the KMLC RGB LED Controller

# SPECIFICATIONS

## SUBWOOFERS

MODEL	L7T12 Thin	L7T10 Thin	L7T8 Thin
Size [in, cm]	12, 30	10, 25	8, 20
Impedance [Ohms]	2 or 4 DVC	2 or 4 DVC	2 or 4 DVC
Rec. Amplifier Power [watts RMS]	600	500	350
Sensitivity [dB 1w/1m]	86.54	85.98	84.835
Mounting Depth [in, cm]	4-1/8, 9.5	3-3/4, 9.5	2-3/4, 7
Mounting Diameter [in, cm]	11-1/16, 28.1	9-5/16, 23.7	7-3/8, 18.8
Min Sealed Box Vol [cu. ft, L]	.55, 15.6	.4, 11.3	0.2, 5.66
Max Sealed Box Vol [cu. ft, L]	1.25, 35.4	1.25, 28.3	.75, 21.2
Min Vented Box Vol [cu. ft, L]	1.75, 49.6	1.25, 35.4	.8, 22.7
Max Vented Box Vol [cu. ft, L]	2.25, 63.7	1.75, 49.6	1.2, 34

MODEL	CompRT12 Thin	CompRT10 Thin	CompRT8 Thin	CompRT67 Thin
Size [in, cm]	12, 30	10, 25	8, 20	6-1/2, 16.5
Impedance [Ohms]	2 or 4 DVC	2 or 4 DVC	2 or 4 DVC	2 or 4 DVC
Rec. Amp Power [watts RMS]	500	400	300	150
Sensitivity [dB 1w/1m]	85.5	84.8	81.8	82.6
Mounting Depth [in, cm]	3-3/4, 9.6	3-7/16, 8.8	2-11/16, 6.7	2-3/4, 7
Mounting Diameter [in, cm]	11, 27.9	9-1/8, 23.1	7, 17.7	5-5/8, 14.3
Min Sealed Box Vol [cu. ft, L]	0.55, 15.57	0.4, 11.3	0.2, 5.66	0.18, 5.1
Max Sealed Box Vol [cu. ft, L]	2.0, 56.64	1.25, 35.4	1.0, 28.32	0.75, 21.24
Min Vented Box Vol [cu. ft, L]	1.75, 49.6	1.25, 35.4	0.8, 22.7	-
Max Vented Box Vol [cu. ft, L]	2.25, 63.7	1.75, 49.6	1.2, 34	-

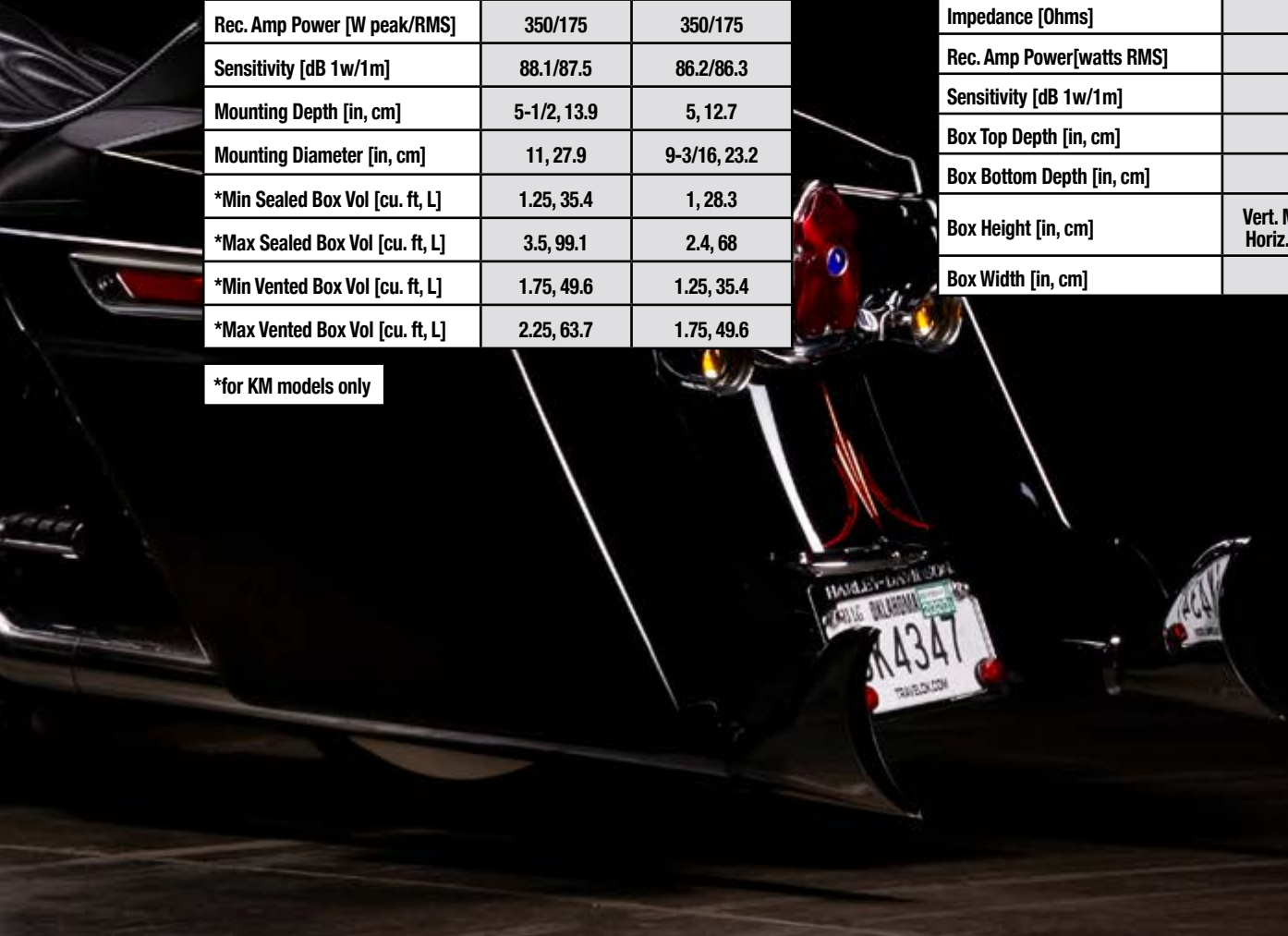
MODEL	CompVT12 Thin	CompVT10 Thin
Size [in, cm]	12, 30	10, 25
Impedance [Ohms]	2 or 4 SVC	2 or 4 SVC
Rec. Amp Power [watts peak/RMS]	800/400	700/350
Sensitivity [dB 1w/1m]	87.1	87.2
Mounting Depth [in, cm]	4-3/8, 11.1	4-1/4, 10.8
Mounting Diameter [in, cm]	11, 28.1	9-3/16, 23.3
Min Sealed Box Vol [cu. ft, L]	1, 28.3	0.8, 22.7
Max Sealed Box Vol [cu. ft, L]	4.6, 130	3, 85
Min Vented Box Vol [cu. ft, L]	1.75, 49.6	1.25, 35.4
Max Vented Box Vol [cu. ft, L]	2.25, 63.7	1.75, 49.6

## SUBWOOFERS

MODEL	KM12/KMF12	KM10/KMF10
Size [in, cm]	12, 30	10, 25
Impedance [Ohms]	2 or 4 SVC	2 or 4 SVC
Rec. Amp Power [W peak/RMS]	350/175	350/175
Sensitivity [dB 1w/1m]	88.1/87.5	86.2/86.3
Mounting Depth [in, cm]	5-1/2, 13.9	5, 12.7
Mounting Diameter [in, cm]	11, 27.9	9-3/16, 23.2
*Min Sealed Box Vol [cu. ft, L]	1.25, 35.4	1, 28.3
*Max Sealed Box Vol [cu. ft, L]	3.5, 99.1	2.4, 68
*Min Vented Box Vol [cu. ft, L]	1.75, 49.6	1.25, 35.4
*Max Vented Box Vol [cu. ft, L]	2.25, 63.7	1.75, 49.6

\*for KM models only

MODEL	TB10	TB8
Type	tube	tube
No. of Woofers/Size [in, cm]	10, 25	8, 20
Impedance [Ohms]	2 or 4	2 or 4
Rec. Amp Power[watts RMS]	400	300
Sensitivity [dB 1w/1m]	85.7	84.4
Box Top Depth [in, cm]	-	-
Box Bottom Depth [in, cm]	16-9/16, 42.1	12-7/8, 32.8
Box Height [in, cm]	Vert. Mount: 17-1/16, 43.4; Horiz. Mount: 10-3/4, 27.3	Vert. Mount: 13-7/16, 34.1; Horiz. Mount: 8-5/8, 21.9
Box Width [in, cm]	10-5/8, 27	8-1/2, 21.6



## COAXIAL SPEAKERS

MODEL	COAXIAL SPEAKERS PS4	COAXIAL SPEAKERS PS5250	COAXIAL SPEAKERS PSC57	COAXIAL SPEAKERS PSC65	COAXIAL SPEAKERS PS69	MINI SPEAKERS PSM3
Woofer [in, mm]:	4, 100	5-1/4, 130	5 x 7, 127 x 178	6-1/2, 160	6 x 9, 150 x 230	3, 75
Tweeter [in, mm]:	3/4, 20	3/4, 20	3/4, 20	3/4, 20	3/4, 20	N/A
Impedance [Ohms]:	2 or 4	2 or 4	2 or 4	2 or 4	2 or 4	2 or 4
Max Rec. Amp Power [watts peak]:	60	100	120	120	180	100
Max Rec. Amp Power [watts RMS]:	30	50	60	60	90	50
Sensitivity [dB 1W/1m]:	85.8	88.3	93	92.5	87.3	85
Frequency Response [Hz]:	100-20k	60-20k	45-20k	40-20k	40-20k	100-15k
Mounting Depth [in, mm]:	1-11/16, 43	2-3/16, 56	2-1/8, 53.6	2, 50	3-1/4, 83	3-7/8, 98
Mount. Diameter [in, mm]:	3-5/8, 93	4-7/8, 124	5-1/2 x 7-1/2, 138.9 x 189	5-1/16, 128	5-5/8 x 8-7/16, 143 x 214	1-1/4, 32 or 1,25 or 7/8,22
Top Mount Height[in, mm]:	3/4, 19	n/a	1-3/8, 33.9	1/4, 6.5	7/8, 23	n/a
Weight [oz, g]:	11.9, 338	12.6, 358	N/A	15.2, 430	43.5, 1234	20, 570
Grilles:	no	H-D batwing	no	yes	no	yes (fixed)

## SPEAKERS

MODEL	KM4	KM65	KM8
Woofer [in, mm]	4, 100	6-1/2, 165	8, 200
Tweeter [in, mm]	1/2, 13	3/4, 20	1, 25
Impedance [Ohms]	2 or 4	4	4
Rec. Amp Power [watts peak]	150	195	300
Max Rec. Amp Power [watts RMS]	10-50	10-65	10-150
Sensitivity [dB 1W/1m]	-	-	-
Frequency Response [Hz]	60-20k	35-21k	30-21k
Mounting Depth [in, cm]	1-7/8, 48	2-7/8, 72	3-1/4, 82
Mounting Diameter [in, cm]	3-13/16, 97	5-1/8, 130	6-11/16, 170
Grilles	char/wh	char/wh with LEDs	char/wh with LEDs





## PXA AMPLIFIERS

MODEL (*at 14.4V, 50Hz mono/1kHz FR)	PX-SERIES MONOBLOCK COMPACT AMPLIFIERS PXA300.1	PX-SERIES MONOBLOCK COMPACT AMPLIFIERS PXA600.1	PX-SERIES MULTI-CHANNEL COMPACT AMPLIFIERS PXA1000.5	PX-SERIES MULTI-CHANNEL COMPACT AMPLIFIERS PXA400.4
Power (watts/ch), 1 Ohm mono	300x1	600x1	600x1	-
Power (watts/ch), 2 Ohm mono	250x1	500x1	500x1	-
Power (watts/ch), 4 Ohm mono	150x1	300x1	(amp 1 & 2) 200x2; (sub) 300x1	200x2
Power (watts/ch), 2 Ohm stereo	-	-	100 x 4	100 x 4
Power (watts/ch), 4 Ohm stereo	-	-	100 x 4	100 x 4
**Dynamic Power (watts)	500	850	1400	800
Frequency Response (Hz, +0/-3dB):	25-200	25-200	(Full-Range) 10-20k; (Sub) 25-200	10-20k
Signal-to-Noise Ratio (dB, a-weighted, re: rated power)	>95	>95	>95	>95
Signal-to-Noise Ratio (dB, ref: 1W output)	>75	>75	>75	
DIMS (in, mm): (all models ... H x 4-1/2, 114.7W x ... L)	1-7/8, 47H; 9-3/4, 247.5L	1-7/8, 47H; 9-3/4, 247.5L	1-15/16, 50H; 12-7/8, 327.5L	1-3/4, 45H; 9-3/4, 247.5L
Input Sensitivity:	125mV – 5V low level, 1V-40V high level	125mV – 5V low level, 1V-40V high level	125mV – 5V low level, 1V-40V high level	125mV – 5V low level, 1V-40V high level
Electronic Crossover	60/80/100/120Hz lowpass, 12dB/octave	60/80/100/120Hz lowpass, 12dB/octave	60/80/100/120Hz lowpass, 12dB/octave	60/80/100/120Hz lowpass, 12dB/octave
Subsonic Filter	Fixed at 25Hz, 24dB/octave	Fixed at 25Hz, 24dB/octave	Fixed at 25Hz, 24dB/octave	-
Bass Boost	Selectable 0/+6dB, centered at 40Hz	Selectable 0/+6dB, centered at 40Hz	(sub only) selectable 0/+6dB, centered at 40Hz	-
CXARC Remote Capable (sold separately)	yes	yes	yes (sub only)	yes (Amp 2 only w/xover in low-pass mode)

# KXMA AMPLIFIERS

MODEL [at 14.4V]:	KXMA400.2	KXMA1200.2	KXMA500.4	KXMA800.8	KXMA900.5	KXMA800.4
Power (watts/ch), 2 Ohm stereo	200 x 2	600 x 2	125 x 4	100 x 8	125 x 4	200 x 4
Power [watts/ch], 4 Ohm bridged mono:	400 x 1	N/A	250 x 2	200 x 4	250 x 2	400 x 2
Power [watts/ch], Class D 1 Ohm mono:	N/A	N/A	N/A	N/A	400 x 1, +/-10%	N/A
Dynamic Power [watts]:	500	1500	700	1200	1300	1100
Comes with Wired Remote:	No	No	No	No	Yes	No
DIMS [in] all models 2-1/8H x 8-5/16W x ...L	9-9/16	11-3/16	11-3/16	14-3/4	12-3/4	11-9/16
DIMS [cm] all models 5.4H x 21.0W x ...L	24.4	28.4	28.4	37.4	32.4	29.4
Frequency Response (Hz):	10-20k, +0/-1dB	10-20k, +0/-1dB	10-20k, +0/-1dB	10-20k, +0/-1dB	(amp 1&2) 10-20k, +0/-1dB; (mono) 10-160	10-20k, +0/-1dB
Input Sensitivity:	High Level 250mV-10V, Low Level 125mV-5V	High Level 250mV-10V, Low Level 125mV-5V	High Level 250mV-10V, Low Level 125mV-5V	High Level 250mV-10V, Low Level 125mV-5V	High Level 250mV-10V, Low Level 125mV-5V	High Level 250mV-10V, Low Level 125mV-5V
Signal-to-Noise Ratio:	>95dB, a-weighted, re: rated power	>95dB, a-weighted, re: rated power	>95dB, a-weighted, re: rated power	>95dB, a-weighted, re: rated power	>95dB, a-weighted, re: rated power	>95dB, a-weighted, re: rated power
Active Crossover:	24dB/octave, Off/variable high pass 10-500Hz, variable low pass 40-500Hz (400-5kHz w/ 10x switch), band pass capable	24dB/octave, Off/variable high pass 10-500Hz, variable low pass 40-500Hz (400-5kHz w/ 10x switch), band pass capable	(amp 1) 24dB/octave, variable 10-5kHz w/ 10x switch, selectable high pass, low pass or all pass; (amp 2) 24dB/octave, variable high pass 10-500Hz, variable low pass 40-5kHz w/10x switch, selectable high pass, low pass, all pass or band pass	(amp 1 and amp 2) 24dB/octave, Off/HP/LP, variable 10-5kHz w/ 10x switch; (amp 3 and amp 4) 24dB/octave, Off/HP/LP/BP, variable HP 10-500Hz; variable LP, 40-5kHz w/ 10x switch	Full-Range - (amp 1) 24dB/octave, variable 10-5kHz w/ 10x switch, selectable high pass, low pass or all pass; (amp 2) 24dB/octave, variable high pass 10-500Hz, variable low pass 40-5kHz w/ 10x switch, selectable high pass, low pass, all pass or band pass; Sub Ch. - 24dB/octave, variable 40-160Hz low pass only	(amp 1) 24dB/octave, variable 10-5kHz w/ 10x switch, selectable high pass, low pass or all pass; (amp 2) 24dB/octave, variable high pass 10-500Hz, variable low pass 40-5kHz w/10x switch, selectable high pass, low pass, all pass or band pass
Subsonic Filter [KXMA.5]:	N/A	N/A	N/A	N/A	(mono only) high-pass variable 10-80Hz	N/A
KickEQ Boost:	Variable 0-6dB, centered @ 40Hz	Variable 0-6dB, centered @ 40Hz	Variable 0-6dB, centered @ 40Hz (amps 1 and 2)	Variable 0-6dB, centered @ 40Hz (amps 1, 2, 3 and 4)	(mono only) Variable 0-6dB, centered 40Hz	Variable 0-6dB, centered @ 40Hz (amps 1 and 2)

## KMA AMPLIFIERS

MODEL [at 14.4V] :	KMA150.2	KMA360.4	KMA600.6	KMA800.1	KMA600.4
Power (watts/ch), 2 Ohm stereo	75 x 2	90 x 4	100 x 6	N/A	150 x 4
Power [watts/ch], 4 Ohm bridged mono:	150 x 1	180 x 2	200 x 3	N/A	300 x 2
Power [watts/ch], Class D 1 Ohm mono:	N/A	N/A	N/A	800 x 1	N/A
Dynamic Power [watts]:	190	500	750	1200	725
Comes with Wired Remote:	No	No	No	Yes	No
DIMS [in] all models 2-1/8H x 8-5/16W x ...L	8-1/16	12-7/16	13-15/16	8-1/16	12-7/16
DIMS [cm] all models 5.4H x 21.0W x ...L	20.4	31.5	35.3	20.5	31.5
Frequency Response (Hz):	10-20k, +0/-1dB	10-20k, +0/-1dB	10-20k, +0/-1dB	25-200, +0/-3dB	10-20k, +0/-1dB
Input Sensitivity:	High Level 250mV-10V, Low Level 125mV-5V	High Level 250mV-10V, Low Level 125mV-5V	High Level 250mV-101V, Low Level 125mV-5V	High Level 250mV-10V, Low Level 125mV-5V	High Level 250mV-10V, Low Level 125mV-5V
Signal-to-Noise Ratio:	>95dB, a-weighted, re: rated power	>95dB, a-weighted, re: rated power	>95dB, a-weighted, re: rated power	>95dB, a-weighted, re: rated power	>95dB, a-weighted, re: rated power
Active Crossover:	12dB/octave, variable 50-200Hz, selectable high pass, low pass or all pass	12dB/octave, variable 50-200Hz, selectable high pass, low pass or all pass	(amp 1 and amp 2) 12dB/octave, variable 0-200Hz, HP only; (amp 3) 12dB/octave, variable 50-200Hz, Off/HP/LP	12dB/octave, variable 50-200Hz, low pass only	12dB/octave, variable 50- 200Hz, selectable high pass, low pass or all pass
Subsonic Filter:	N/A	N/A	(amp 3 only) 24dB/octave, high pass fixed @ 25Hz	24dB/octave high pass fixed @ 25Hz	N/A
KickEQ™ Boost:	Variable 0-6dB, centered @ 40Hz	Variable to 0-6dB, entered @ 40Hz	(amp 3 only) Variable 0-6dB, centered @ 40Hz	Variable 0-6dB, centered @ 40Hz	Variable to 0-6dB, entered @ 40Hz

RMS Power test @ 14.4v @ </- 1% THD+N, Audio Precision® APx500 analyzer, see  
“www.kicker.com/amp-power-testing” for details.

Dynamic Power test @ 14.4v @ </- 10% THD+N, Audio Precision APx500 analyzer, see  
“www.kicker.com/amp-power-testing” for details.

Audio Precision is a registered trademark of Audio Precision in the United States  
and other countries.


## POWER BARS

MODEL	POWERBAR KPB1	POWERBAR KPB2
Number of Woofers/Tweeters	4/2	8/2
Woofers (in, mm):	3, 76	3, 76
Tweeter (in, mm):	1, 25	1, 25
Power Output (watts @ 14.4V, <10% THD+N)	150	300
Frequency Response (Hz):	50-20K	50-20K
Aux Input:	Stereo 3.5mm Female, 0-1.75 V Sensitivity	Stereo 3.5mm Female, 0-1.75 V Sensitivity
RCA Output:	Stereo 3.5mm Female, Buffered, 2.5 V	Stereo 3.5mm Female, Buffered, 2.5 V





# ***LIFESTYLE***



## **MADE FOR PLAYING**

**WE'RE CALLING FOR A RETURN TO THE AUTHENTIC, TO ENJOYING MUSIC THE WAY IT WAS MEANT TO BE ENJOYED. LIFESTYLE PRODUCTS BY KICKER PERFORMANCE AUDIO IS TOGETHERNESS AT ITS BEST. IT'S THE SPIRIT OF THE TAILGATE AND THE CAMPOUT, OF HANGING OUT AND MAKING EVERY DAY A CELEBRATION. IT'S FOLKS GATHERED AROUND A GRILL, AN AFTERNOON SPENT CHEERING ON YOUR TEAM AND A SONG SO GOOD YOU CAN'T HELP BUT SING ALONG. IT'S GOOD TIMES THAT GET A LITTLE MESSY AND THE PERFECT PLAYLIST FOR THE PERFECT MOMENT. MORE THAN ANYTHING, IT'S DAYS SPENT DOING WHAT YOU LOVE WITH THE PEOPLE WHO MATTER MOST AND THE MUSIC THAT BRINGS US TOGETHER.**



## KB6 OUTDOOR/ INDOOR SPEAKERS

Rock that legendary KICKER sound inside, outside or out and about! Play the KB6 on your backyard deck, under the eaves, inside the shop, or near the pool for great sound, rain or shine. Use the universal bracket to mount the KB6 on your off-road vehicle, RV or boat. (KB6 Speakers, while for the outdoors, are not meant for boating use in salt water, nor are they designed to withstand the rigors of a salt-water environment near an ocean beach or coast.)

The KB6 is a full-range, high-efficiency speaker system truly suitable for indoor and outdoor use. Providing an 8-Ohm load and ready to be driven by your home stereo receiver or a car-audio amplifier, you can easily run a single pair or more with minimal effort (min. 18 AWG speaker wire required for easy-pinch terminals). The included bracketing makes it easy to install vertically or horizontally - on nearly any flat surface.

Designed as a dual-enclosure weather-resistant system, the KB6 features bold 6-1/2 -inch KICKER woofers and 2 x 5-inch, compression-loaded horn tweeters. The woofers utilize precisely tuned polypropylene cones and rugged Santoprene® surrounds. The system acoustically blends powerful bass and thrilling highs for an all-weather KICKER sound you'll love to listen to all day long.

- Available in gray or black to complement any décor, including marine craft
- Rain, sleet or snow – its weather-resistant design guarantees reliable performance

### Speaker Design: 2-Way

Woofer Size [in, cm]: 6 1/2", 16.5

Horn Loaded Compression Driver [in, cm]: 2 x 5", 5.1 x 12.7

Rated Impedance [Ω]: 8

DC Resistance [Ω]: 6.8

Power Range [watts RMS]: 6-75

Peak Power Handling [watts]: 150

Sensitivity [1W, 1m]: 90

Effective Frequency Range [Hz]: 55-21k

H x W x D [in, mm]: 11 x 8-1/8 x 8-1/8", 279 x 210 x 210









# BULLFROG 100

## AMPHIBIOUS SOCIAL AUDIO

Completely waterproof and made for play, this Bluetooth speaker comes with a bulletproof IP67 rating and 16 watts of pumping power! The Bullfrog BF100 is right at home any and everywhere, no matter the conditions. Use the free Kicker Connect App to remotely control your Bullfrog and to wirelessly link any two Bullfrogs together!

- 12-hour battery
- AUX Jack & Charging USB
- Speakerphone included
- 360-degree sound

12 hrs

360° SOUND



DKK DOUBLEKICK  
CONNECT  
CONNECT 2 FOR STEREO SOUND





## TABOR™ 2 BLUETOOTH® WIRELESS OVER-EAR HEADPHONES

Comfort and quality combine to create Tabor®2, a pair of Bluetooth® headphones for music lovers. Tabor 2's ultra-lightweight design, padded headband and thick ear cushions are very comfortable, and the battery and Bluetooth antenna are more powerful than ever. A hands-free speakerphone rounds out the package.

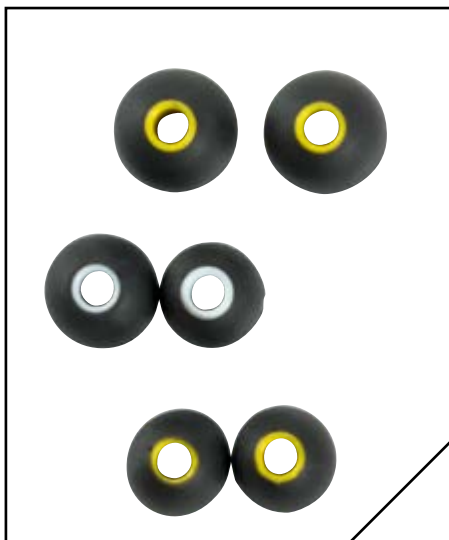
- Long-lasting rechargeable battery for hours of sonic perfection
- A handy carrying bag makes it easy to take Tabor 2 wherever you want
- Includes a tangle-free cable when you need to hard-wire in



## EB400 WATERPROOF WIRELESS EARBUDS

Bluetooth and waterproof, EB400 Wireless Earbuds are perfect for an active lifestyle, providing deep bass and life-like detail in every note. An official IPX7 rating means they're certified 100% waterproof with Liquipel® protection, they're lightweight with adjustable ear bands that resist fallout, and they create a comfy, in-ear seal with three sets of color-coded silicone tips. Work or work out without recharging with the eight-hour battery life.

- Anti-skip Bluetooth technology for no-drop listening
- Make or take calls with built-in microphone
- Hard-carry case
- Micro USB charging cable









## EB200 BLUETOOTH SPORTS EARBUDS

Set the tone and tempo for your active lifestyle! KICKER engineered the EB200 to have all the freedom you want – with the features you need. They obviously feature robust Bluetooth to connect to your favorite device and water-resistance for whatever workout you throw at it, but EB200s add in a lengthy 8-hour battery life, multiple comfy silicone tip sizes to fit your ears perfectly, a built-in mic for answering calls, and exclusive magnetized bud enclosures so your music is always easy to find.

- Magnetic earbud enclosures to keep your music nearby and ready
- Works with virtual assistants
- KICKER premium audio performance
- Sweat- and moisture-resistant
- Micro USB charging cable



## EB54 EARBUDS

EB54 Earbuds give you that KICKER quality sound – crisp and bassy, with several useful features. Three sizes of non-slip silicone tips for the perfect fit and a tangle-free cable with an in-line mic for taking calls and multi-function button for controlling volume.

- KICKER premium sound quality makes your music sound great
- In-line mic/multi-function button
- Tangle-free cable
- 3 sizes of silicone tips for optimal fit
- Functions with any device having 3.5mm connection

## EB74 EARBUDS

The 10-millimeter premium drivers housed in EB74 Earbuds create the kind of acoustics only KICKER can provide. Clear, loud music from a pair of lightweight buds that stay comfortable for hours.

- Lightweight for lasting comfort
- KICKER 10mm premium driver makes your music sound great
- In-line mic/multi-function button
- Tangle-free cable
- Angled plug works with any device having 3.5mm connection
- 3 sizes of silicone tips for optimal fit


## EB94 EARBUDS


EB94 MicroFit™ Earbuds offer a mini design for a snug fit for small ears, with no sacrifice of that signature KICKER sound. Lightweight aluminum enclosures remain in your ear canals without slipping out.

- 33% smaller than standard earbuds to fit smaller ears
- Lightweight durable aluminum enclosure
- KICKER premium sound quality makes your music sound great
- 3 sizes of silicone tips for optimal fit
- In-line mic/multi-function button
- Tangle-free cable
- Angled plug works with any device having 3.5mm connection





 **WARNING:** This product can expose you to chemicals including lead, which is [are] known to the State of California to cause cancer or birth defects or other reproductive harm. For more information go to [www.P65Warnings.ca.gov](http://www.P65Warnings.ca.gov).

 **WARNING:** This product can expose you to chemicals including di(2-ethylhexyl)phthalate (DEHP), which is [are] known to the State of California to cause cancer or birth defects or other reproductive harm. For more information go to [www.P65Warnings.ca.gov](http://www.P65Warnings.ca.gov).



SANTOPRENE IS A REGISTERED TRADEMARK OF CELANESE CORPORATION. DUPONT IS A TRADEMARK AND OWNED BY AFFILIATES OF DUPONT DE NEMOURS, INC. TETORON IS A REGISTERED TRADEMARK OF TEKRA, LLC. MYLAR IS A REGISTERED TRADEMARK OF DUPONT TEIJIN FILMS U.S. LIMITED PARTNERSHIP. FORD IS A REGISTERED TRADEMARK, OWNED AND USED UNDER LICENSE BY FORD MOTOR COMPANY. GM AND CHEVY ARE REGISTERED TRADEMARKS OF GM, ITS SUBSIDIARIES, AFFILIATES OR LICENSORS. CHRYSLER, DODGE, JEEP, RAM AND FIAT ARE REGISTERED TRADEMARKS OF FCA US LLC. SIRIUS, XM AND ALL RELATED MARKS AND LOGOS ARE TRADEMARKS OF SIRIUSXM RADIO INC. BLUETOOTH IS A REGISTERED TRADEMARK OF BLUETOOTH SIG, INC., AND ITS AFFILIATES. HARLEY-DAVIDSON, STREET GLIDE, TOUR PAK, ROAD GLIDE AND ELECTRA GLIDE ARE REGISTERED TRADEMARKS OF H-D, INC. HONDA AND GOLD WING ARE REGISTERED TRADEMARKS OF HONDA MOTOR CO., LTD. SIRI IS A TRADEMARK OF APPLE INC., REGISTERED IN THE U.S. AND OTHER COUNTRIES. GOOGLE IS A REGISTERED TRADEMARK OF GOOGLE LLC. LIQUIPEL IS A REGISTERED TRADEMARK OF LIQUIPEL LLC. KLIPPEL IS A REGISTERED TRADEMARK OF KLIPPEL GMBH. AUDIO PRECISION IS A REGISTERED TRADEMARK OF AUDIO PRECISION, INC.



**KICKER**



**KICKER**

**KICKER**

AMERICA'S MUSIC MACHINES

CONGRATS  
UP FOR 25  
YEARS OF  
AWESOME!

**BIG AIR  
BASH 8**

**Livin' Low**



**KICKER**

**KICKER**



**KICKER**



KICKER



stillwater designs